


# Fume Extraction



DIGITAL RANGE

BROCHURE



**EasyBraid** is an authorized distributor of Purex Fume Extraction Systems - [Service@EasyBraidCo.com](mailto:Service@EasyBraidCo.com)



# Contents

## Information

Introduction	3
Digital Control System	4-5
Fume Extraction Selector	6-7

## Digital Machines

200 & 400	8
200i & 400i	9
400i PVC	10
400i - Dye Sublimation	11
650	12
800	13
800i	14
1500i	15
1750i	16
2000i	17
5000i	18

## Filters

Pre - Filters	19-20
Main Filters	21-22

## Accessories

Connection Kits	23-25
Power Cables	26
Interface Cables	27-29
Replacement Parts	30
650 Arms	31
Terms and Conditions	32
Design your system	33-34
Other Brochures in the Purex Range	35

# Protecting People and the Environment with Innovative Technology

## Health & Safety Legislation

Local and international health and safety legislation (such as COSHH, NIOSHH, OSHA etc) states that it is the employers responsibility to protect the health, welfare and safety of their employees. Failure to do so can result in expensive legal action, potential fines and poor employee relations

## The Need for Fume Extraction

Many types of dust and fume are hazardous to health if inhaled. People can become permanently sensitized to fumes which means that continued exposure, even to very small amounts of fume, may cause asthma attacks or other respiratory diseases. A high performance fume extraction system will help to:-

- Protect employee health.
- Ensure compliance with Health & Safety regulations such as OSHA, NIOSH, COSHH, MAK, AFNOR and HSG258 or equivalent
- Increase production speeds.
- Reduce complaints by operators due to odors, dust and vapors.
- Avoid the possible cost of health compensation claims.

- Reduce the cost & time to clean laser lenses, conveyors, guarding, soldering machines and other equipment.
- Reduce product contamination.
- Provide a better working environment.
- Reduce downtime.

## Which Extraction System?

There are usually two types of extraction system available:-

- External - pump contaminated air outside
- Internal - at source capture and filtration or LEV (local exhaust ventilation) system

In our opinion the best system to use is an LEV system such as a Purex. These capture fumes at the source thereby preventing fumes escaping into the workplace. They also filter hazardous particles and gases which would otherwise be pumped into the outside environment causing pollution.

Using an internal filter system also avoids issues with environmental regulations and potential complaints from neighboring businesses about fumes and odors.

Purex LEV systems sit next to the process and the extraction rate can be

altered precisely to suit the application. Purex machines are also easy to move if the process moves.

LEV systems have additional benefits over external exhaust systems.

See comparison table below...



## COMPARISON: Exhaust into the Environment System “vs” Purex LEV System...

Comparison Question	Exhausting into the Environment	Purex LEV System
How long will it take to install the system?	Several days on average.	In many cases just minutes.
Will there be any disruption in the workplace?	Scaffold, ladders etc. may be required in several places, disrupting work for lengthy periods.	Minor, if any.
Can the system be moved?	Only with scaffold etc. and disruption to work.	Yes. Simply disconnect and push to new location.
Are holes in the building required?	Yes. They need to be specially cut and sealed.	No.
Are external emissions regulations a problem?	Company must investigate and obey local laws.	Not applicable.
Is there any energy lost e.g. heating costs?	Energy (and therefore money) is wasted when heated or conditioned air is pumped outside.	No energy or heat is lost as the air is recycled. So costs are lowered.
Are there any ducting / installation costs?	Potentially expensive - as ducting needs to be purchased and specialist installation is required.	Minimal if any, depending on process.
Are there any cleaning costs?	Specialist cleaning required to prevent risk of fire or contamination. Again, scaffold, disruption & cost.	One annual service is recommended to comply with regulations such as COSHH.
Are there any decontamination costs?	Specialist decontamination may be required.	None
Can fumes be drawn back into the workplace?	Yes. Through windows or vents.	Fumes are captured by highly efficient filters
Could there be disputes with my neighbours?	Yes. Over hazardous fumes and odors.	Not applicable.



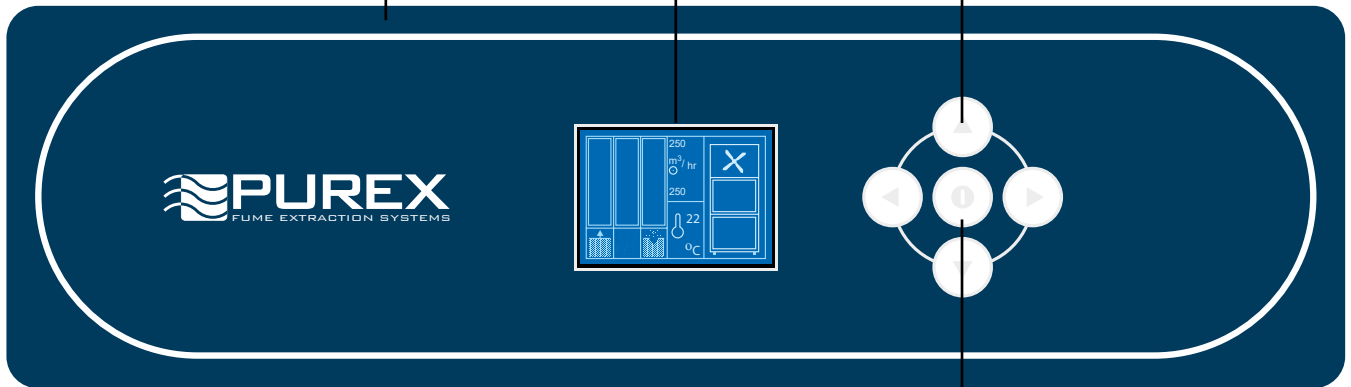
# Digital Control System

*“The Ultimate in Advanced Control,  
Monitoring, Performance and Safety Features”*

WATER PROOF FASCIA

GRAPHIC DISPLAY

MENU BUTTONS

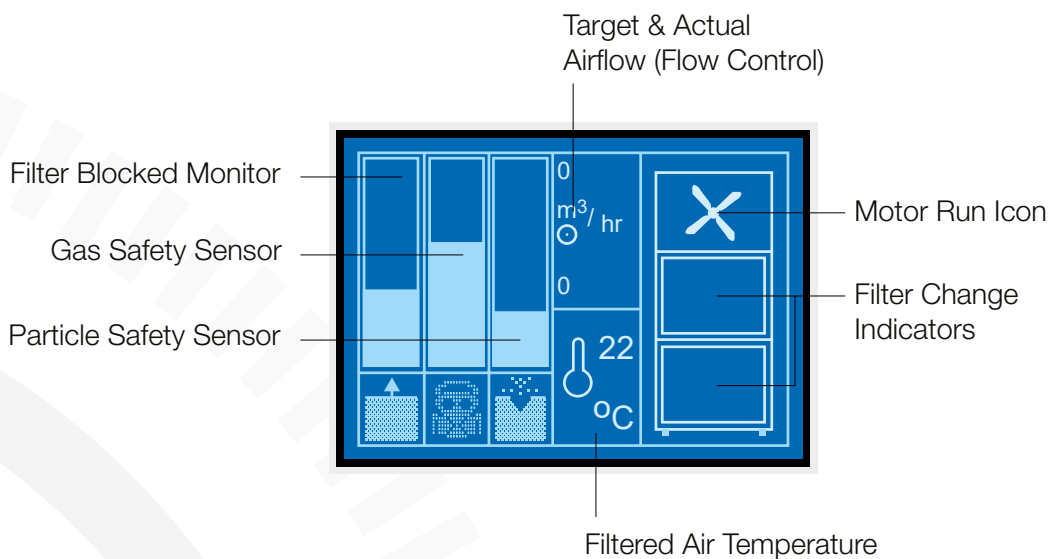


ON/OFF SWITCH

All functions are fully automatic; all the user has to do is set the appropriate airflow on installation. A dedicated control, monitoring and display system unique to Purex fume extractors.









The many features of this system are designed to:

- Protect people by constantly monitoring exhaust emissions.
- Maintain a constant airflow and lower energy consumption by using variable speed motors which also allow the use of a fully automatic flow control system.
- Show the operator at a glance the status of the machine via an advanced graphic display.








# Digital Control System


Gas Sensors	Particle Sensors	Speed Control	Flow Control
<p>Constantly monitors the chemical filters to warn the user when they are nearly saturated. This helps reduce downtime by allowing the user time to make replacement filters ready. Gas sensors also warn the user if hazardous gas is passing through the system, e.g. due to a missing, damaged or incorrectly fitted filter.</p> 	<p>Constantly monitors the particle filters to warn the user if hazardous particles are passing through the system, e.g. due to a missing, damaged or incorrectly fitted filter.</p> 	<p>The user can set the required airflow for the process. The motor will automatically speed up or slow down until the “actual” airflow equals the “required” airflow. This system is energy efficient as the motor does not have to constantly run at 100%. It also means the machine is quieter and the filters last longer.</p> 	<p>Purex “Flow Control” automatically increases the speed of the motor as the filter blocks to keep extraction constant and ensure fumes are captured effectively throughout the life of the filter.</p> 
Filter Status	Filter Indicator	Temperature	Interface
<p>Constantly monitors the particle filters to warn the user when they are nearly full. This helps reduce downtime by allowing the user time to make replacement filters ready.</p> 	<p>If a filter is nearly blocked or if the gas or particle alarms are triggered, this icon will show which filters may need attention. This makes it easier and quicker for the user to identify where the problem may be. This icon also indicates to the user when the motor is running.</p> 	<p>An adjustable alarm to warn if the filtered air temperature goes above a safe level.</p> 	<p>Allows the Purex unit to communicate with associated equipment such as lasers or reflow ovens etc. Options:</p> <ul style="list-style-type: none"> <li>• Synchronised STOP/START</li> <li>• Automatic run on (extraction continues for a set period after associated equipment is stopped.)</li> <li>• Filter Alarm Signals</li> <li>• Several connection types</li> <li>• Remote ON/OFF switch</li> </ul> 

## Accessories: (See separate Brochure)

Additional Filtration	Arms & Pipework	Remote ON/OFF
<p>Some applications may require additional filter capacity, for example the Cascade filter can extend the life of other filters in problematic applications.</p> 	<p>Accessories include arm, tip and pipework kits.</p> 	<p>Switch your Purex fume extractor on/off from up to 5m away. This is particularly useful if your fume extractor is tucked away under a bench where it cannot easily be accessed.</p> 



# Fume Extractor Selector Guide



## SOLDERING & ELECTRONICS MANUFACTURING

Machine	Arm Extraction, Cabinets & Cows						Tip Extraction	Reflow	Wave
	Max No. Arms 38mm	Max No. Arms 50mm	Max No. Arms 75mm	Max No. Arms 100mm	Max No. Cleancabs	Max No. Cows	Max No. Soldering Iron Tips	Oven Extract Volume Required m³/hr	Oven Extract Volume Required m³/hr
200	3	2	-	-	1	2	up to 30	-	-
400	6	4	1	1	1-2	4	-	-	-
200i	3	2	-	-	1	2	up to 30	-	-
200i-HP	-	-	-	-	-	-	up to 50	-	-
400i	6	4	1	1	1-2	4	-	-	-
650	-	-	2	-	-	-	-	-	-
800i	9	8	4	2	2-4	6	-	-	-
1500i	12	12	-	5	4-8	8	-	Below 900	-
2000i	15	15	-	5	6-12	10	-	Below 1500	Below 1500
5000i	36	36	-	10	12-24	20	-	Over 1500	Over 1500

### Notes:

- The selection is based on the use of a standard connection kit.
- A larger extraction machine may be required depending on the layout and the type of fume or dust.
- Continuous use may require a machine with larger filtration capacity.
- In some cases more arms/cows can be used e.g. for non coalescing vapors such as solvents or where airflow valves can be opened and closed.

**IMPORTANT: Choose a vacuum control machine for Arm and Tip extraction and a volume control machine for other applications.**

## LASER ENGRAVING

Size of Laser Engraving Machine		400i	800i 2 tier	800i 3 tier	1500i	1750i	2000i	5000i
Light Use	Heavy Use*							
Small		●	-	▲	-	-	-	-
	Small	●	-	▲	-	-	-	-
Medium		●	■	▲	-	-	-	-
	Medium	x	●	▲	■	-	-	-
Large		x	x	x	●	▲	■	-
	Large	x	x	x	-	x	●	■
Extra large open bed lasers		x	x	x	x	x	●	■

### Approximate laser bed sizes:

Small - 16" x 12", Medium - 24" x 12", Large - Over 24" x 12"

- Normal selection.
- Select if extra filter capacity is required and/or additional airflow is required to extract from multiple lasers or heavy duty applications.
- (-) May also be considered.
- x Unit not usually specified for application.
- ▲ Consider if continually lasing acrylic.

### Notes: Always select a volume control machine.

- The selection is based on the use of standard connection kit.
- \* Heavy use includes high proportion of cutting, lasers with a deep bed and constant use. Contact Purex for further advice.
- In applications with extremely high dust emissions, a Cascade inline filter can be considered.



# Fume Extractor Selector Guide

## CODING & MARKING

### Laser Coding & Marking

CPM (Codes per Minute)		200i	400i	800i 2 tier (High Dust)	800i 3 tier (High Gas)	1500i	1750i (High Gas)	2000i	5000i
Good Enclosure	Poor Enclosure								
<200		●	■	-	-	-	-	-	-
	<200	x	●	■	-	-	-	-	-
200-500		x	●	■	-	-	-	-	-
	200-500	x	x	●	■	-	-	-	-
>500		x	x	●	■	-	-	-	-
	>500	x	x	x	x	●	■	■	-
Machines for Lasing PVC		x	▲	x	▲	x	▲	x	▲

- Normal selection.
- Select if extra filter capacity is required and/or additional airflow is required to extract from multiple lasers or heavy duty applications.
- (-) May also be considered.
- x Unit not usually specified for application.
- ▲ Optional "PVC" machines should be used when lasing onto PVC

**Notes: Always select a volume control machine.**

1. The selection is based on the use of standard connection kit.
2. The 800i 3 tier unit is designed for use where the application has low dust, but high gas emissions. The 2 tier is designed for applications producing high dust emissions.
3. A poor enclosure is where less than 4 sides of the process are enclosed.

### Continuous Inkjet Coding & Marking

Small Character Inkjet Printers	200	400	800
See Notes	●	■	■

- Normal selection.
- Select if additional airflow is required to extract from multiple inkjet heads or if the controller unit has cooling fans installed.

**Notes: Always select a volume control machine.**

There are many different makes and models of inkjet printers available. Please contact Porex or your local representative for advice on which model is correct for particular applications.

#### IMPORTANT:

- This is a guide only, many factors influence the choice of fume extraction system. For more help and information please contact Porex or your local representative
- Porex recommends the use of anti static hose with continuous inkjet printers.

## DISPENSING AND CONFORMAL COATING

Process Time	Model		
	800 WHITE	800 STAINLESS	800i 3 Tier
8 Hours	●	●	-
24 Hours	x	x	●

- Normal selection.
- (-) May also be considered.
- x Unit not usually specified for application.

## THE ULTIMATE IN FLEXIBILITY - 650

- The fully mobile unit with integrated arms gives you the "Ultimate in Flexibility" around the workplace.
- With a large selection of filters the 650 can be applied on many processes including soldering, adhesives, chemicals and more.

## DYE SUBLIMATION

- Includes special filter box which allows excess fluid to be drained from the process, giving longer filter life.

**If your process creates a hazard contact Porex. We have a solution.**



# 200 & 400

What to specify...

1. Model

2. Voltage

3. Volume or Vacuum

4. Pre-filter

5. Main filter


6. Connection Kit

7. Power Lead

8. Interfacing Kit


1	2	3	200		400	
Voltage			230V ±10%	120V ±10%	230V ±10%	120V ±10%
Volume Control			0LX2100DEB	0LX2101DEB	0LX4000DEB	0LX4001DEB
Vacuum Control			080026DEB	081026DEB	080410DEB	080411DEB
Wattage			0.46 kW	0.47 kW	1.30 kW	1.37 kW
Frequency			50Hz / 60 Hz	50Hz / 60 Hz	50Hz / 60 Hz	50Hz / 60 Hz
Cabinet height (inc castors)			710 mm	710 mm	710 mm	710 mm
Cabinet width (not inc hose)			445 mm	445 mm	445 mm	445 mm
Cabinet depth (not inc hose)			528 mm	528 mm	528 mm	528 mm
Cabinet weight			50 Kg	50 Kg	50 Kg	50 Kg
Sound Rating (dBA)			52	55	52	55
Airflow m³/hr			150	150	467	456
Vacuum (kPa)			17.29	16.28	9.92	9.10

**4 Pre-filter Pad**



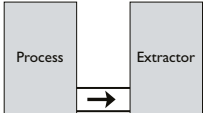
Pack of four supplied - See page 19-20

**5 Main Filter**




One supplied - See page 21-22 for your application

**6 Connection Hose Kit**



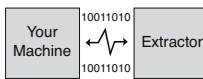
One supplied - See page 23-25 to suit your system

**7 Power Cable**



One supplied - See page 26 for your country & voltage

**8 Machine Interfacing (Optional)**



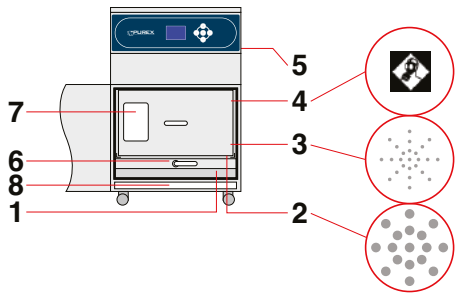
See page 27-29 to match your system

Allows the Purux system to interface with a piece of equipment connected to it.



Optional Clean Air Cowl - I90040

**Air Compressor Available For This Model**



**Legend:**

- 1) Air inlet - 80mm safe seal.
- 2) Pre-filter.
- 3) Main Filter (HEPA location). †
- 4) Main Filter (Carbon location). †
- 5) Clean air returned to workplace.
- 6) Filter locking handle.
- 7) Filter identification label.
- 8) Debris tray.

All machines are mounted on four castors for increased mobility.

† Standard Filter Only

## Digital Control System

All functions are fully automatic; all the user has to do is set the appropriate airflow on installation.

A dedicated control, monitoring and display system unique to Purux fume extractors. All functions are fully automatic, all the user has to do is set the appropriate airflow on installation. The features of this system are designed to:

- Lower energy consumption by using variable speed motors and automatic flow control.
- Increase filter life by using the optimal extraction rate.
- Further protect people by constantly monitoring exhaust emissions.
- Interface with other equipment e.g. a laser.
- Maintain a constant extraction rate to prevent fume escape or damage to equipment.

## System Features...

- Automatic electronic flow control - maintains a constant extraction rate even as the filter blocks
- Adjustable airflow
- Clear and informative graphic display
- Gas and particle sensors on the exhaust
- Low capital and running costs
- Quick change pre-filters deliver longer filter life
- Submicronic (HEPA) filtration removes 99.997% of particles down to 0.3 microns
- Activated carbon filtration removes harmful gas
- Simple to install and quiet in operation
- Easy to relocate
- Precision made from stainless steel
- High performance brushless motors

## Includes:

- 1 x Main filter
- 4 x Pre-filter pads
- 1 x Connection kit
- 1 x Power cable

## Accessories

Please see the accessories brochure.





# 200i & 400i

What to specify... 1. Model 2. Voltage 3. Volume or Vacuum 4. Pre-filter 5. Main filter 6. Connection Kit 7. Power Lead 8. Interfacing Kit


1	2	3	200i	200i-HP	400i
<b>Voltage</b>			230V ±10%	120V ±10%	230V ±10%
<b>Volume Control</b>			0LX2110DEB	0LX2121DEB	-
<b>Vacuum Control</b>			080026iDEB	081026iDEB	080050iDEB
<b>Wattage</b>			0.46 kW	0.47 kW	1.30 kW
<b>Frequency</b>			50Hz / 60 Hz	50Hz / 60 Hz	50Hz / 60 Hz
<b>Cabinet height (inc castors)</b>			1070 mm	1070 mm	1070 mm
<b>Cabinet width (not inc hose)</b>			465 mm	465 mm	465 mm
<b>Cabinet depth (not inc hose)</b>			528 mm	528 mm	528 mm
<b>Cabinet weight</b>			60 Kg	60 Kg	60 Kg
<b>Sound Rating (dBA)</b>			52	55	52
<b>Airflow m³/hr</b>			150	150	193
<b>Vacuum (kPa)</b>			17.29	16.28	20.40
					9.92
					9.10

**4 Labyrinth Pre-filter**



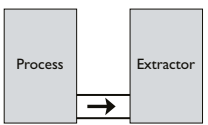
Pack of two supplied - See page 19-20

**5 Main Filter**




One supplied - See page 21-22 for your application

**6 Connection Hose Kit**



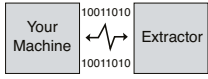
One supplied - See page 23-25 to suit your system

**7 Power Cable**



One supplied - See page 26 for your country & voltage

**8 Machine Interfacing (Optional)**



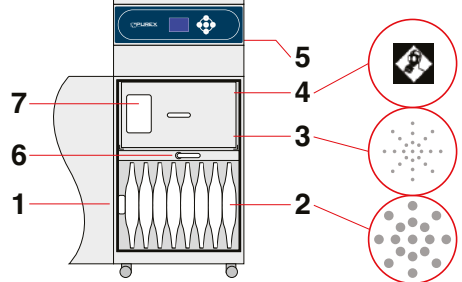
See page 27-29 to match your system

Allows the Purux system to interface with a piece of equipment connected to it.



Optional Clean Air Cowl - I90040EB

**Air Compressor Available For This Model**



**Legend:**

- 1) Air inlet - 80mm safe seal.
- 2) Pre-filter.
- 3) Main Filter (HEPA location). †
- 4) Main Filter (Carbon location). †
- 5) Clean air returned to workplace.
- 6) Filter locking handle.
- 7) Filter identification label.

All machines are mounted on four castors for increased mobility.

† Standard Filter Only

## Digital Control System

All functions are fully automatic; all the user has to do is set the appropriate airflow on installation.

A dedicated control, monitoring and display system unique to Purux fume extractors. All functions are fully automatic, all the user has to do is set the appropriate airflow on installation. The features of this system are designed to:

- Lower energy consumption by using variable speed motors and automatic flow control.
- Increase filter life by using the optimal extraction rate.
- Further protect people by constantly monitoring exhaust emissions.
- Interface with other equipment e.g. a laser.
- Maintain a constant extraction rate to prevent fume escape or damage to equipment.

## System Features...

- Automatic electronic flow control - maintains a constant extraction rate even as the filter blocks
- Adjustable airflow
- Clear and informative graphic display
- Gas and particle sensors on the exhaust
- Low capital and running costs
- Quick change patented Labyrinth pre-filters deliver longer filter life
- Submicronic (HEPA) filtration removes 99.997% of particles down to 0.3 microns
- Activated carbon filtration removes harmful gas
- Simple to install and quiet in operation
- Easy to relocate and precision made from stainless steel
- High performance brushless motors

## Includes:

- 1 x Main filter
- 2 x Labyrinth pre-filters
- 1 x Connection kit
- 1 x Power cable

## Accessories

Please see the accessories brochure.



# 400i PVC

What to specify...

1. Model

2. Voltage

3. Volume

4. Pre-filter

5. Main filter


6. Connection Kit

7. Power Lead

8. Interfacing Kit


1	2	400i PVC	
Voltage		230V ±10%	120V ±10%
Volume Control		OPV4010DEB	OPV4013DEB
Wattage		1.30 kW	1.37 kW
Frequency		50Hz / 60 Hz	50Hz / 60 Hz
Cabinet height (inc castors)		1181 mm	1181 mm
Cabinet width (not inc hose)		465 mm	465 mm
Cabinet depth (not inc hose)		528 mm	528 mm
Cabinet weight		70 Kg	70 Kg
Sound Rating (dBA)		52	55
Airflow m <sup>3</sup> /hr		467	465
Vacuum (kPa)		9.92	9.10

**4** **Labyrinth Pre-filter and pads**



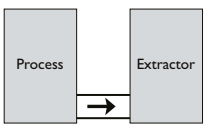
Pack of two pre-filters and pack of four pads supplied - See page 19-20

**5** **Main Filter**




One supplied - See page 21-22 for your application

**6** **Connection Hose Kit**




One supplied - See page 23 to suit your system

**7** **Power Cable**



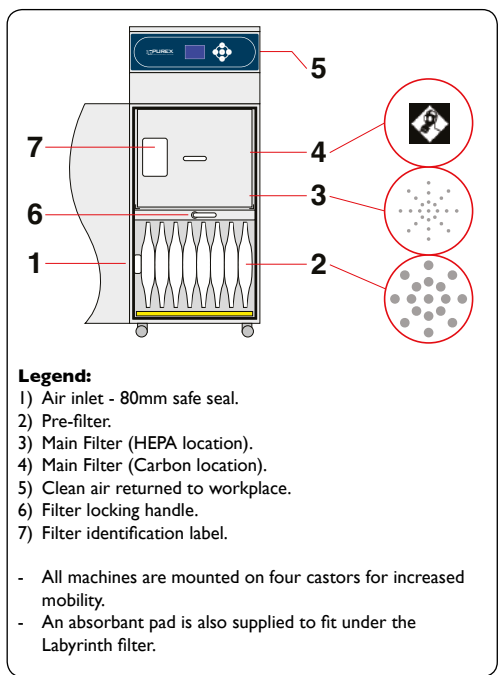
One supplied - See page 26 for your country & voltage

**8** **Machine Interfacing (Optional)**



See page 27-29 to match your system

Allows the Porex system to interface with a piece of equipment connected to it.



## Digital Control System

All functions are fully automatic; all the user has to do is set the appropriate airflow on installation. A dedicated control, monitoring and display system unique to Porex fume extractors. All functions are fully automatic, all the user has to do is set the appropriate airflow on installation. The features of this system are designed to:

- Lower energy consumption by using variable speed motors and automatic flow control.
- Increase filter life by using the optimal extraction rate.
- Further protect people by constantly monitoring exhaust emissions.
- Interface with other equipment e.g. a laser.
- Maintain a constant extraction rate to prevent fume escape or damage to equipment.

## System Features...

- Automatic electronic flow control - maintains a constant extraction rate even as the filter blocks
- Adjustable airflow
- Clear and informative graphic display
- Gas and particle sensors on the exhaust
- Low capital and running costs
- Quick change patented Labyrinth pre-filters deliver longer filter life
- Submicronic (HEPA) filtration removes 99.997% of particles down to 0.3 microns
- Activated carbon filtration removes harmful gas
- Simple to install and quiet in operation
- Easy to relocate and precision made from stainless steel
- High performance brushless motors

## Includes:

- 1 x Main filter
- 2 x Labyrinth pre-filters
- 4 x Absorbant pads
- 1 x Connection kit
- 1 x Power cable

## Accessories

Please see the accessories brochure.



# 400i - Dye Sublimation

What to specify...

1. Model

2. Voltage

3. Volume

4. Pre-filter

5. Main filter


6. Connection Kit

7. Power Lead

8. Interfacing Kit


1	2	3	400i for Dye Sublimation Printers	
Voltage			230V ±10%	120V ±10%
Volume Control			0LX4027EB	0LX4028EB
Wattage			1.30 kW	1.37 kW
Frequency			50Hz / 60 Hz	50Hz / 60 Hz
Cabinet height (inc castors)			1070 mm	1070 mm
Cabinet width (not inc hose)			465 mm	465 mm
Cabinet depth (not inc hose)			528 mm	528 mm
Cabinet weight			60 Kg	60 Kg
Sound Rating (dBA)			52	55
Airflow m <sup>3</sup> /hr			467	465
Vacuum (kPa)			9.92	9.10

**4** **Labyrinth Pre-filter**



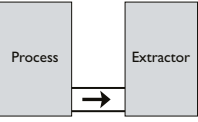
Pack of two supplied - See page 19-20

**5** **Main Filter**




One supplied - See page 21-22 for your application

**6** **Connection Hose Kit**




One supplied - See page 23-25 to suit your system

**7** **Power Cable**



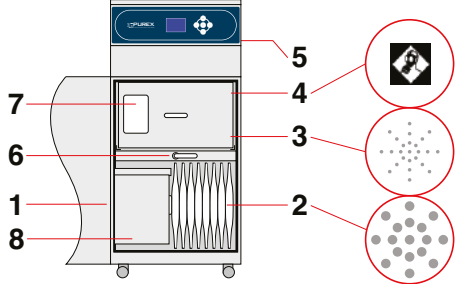
One supplied - See page 26 for your country & voltage

**8** **Machine Interfacing (Optional)**



See page 27-29 to match your system

Allows the Purix system to interface with a piece of equipment connected to it.

**Legend:**

- 1) Air inlet - 80mm safe seal.
- 2) Pre-filter.
- 3) Main Filter (HEPA location). †
- 4) Main Filter (Carbon location). †
- 5) Clean air returned to workplace.
- 6) Filter locking handle.
- 7) Filter identification label.
- 8) Condenser Unit

All machines are mounted on four castors for increased mobility.

† Standard Filter Only

## Digital Control System

All functions are fully automatic; all the user has to do is set the appropriate airflow on installation. A dedicated control, monitoring and display system unique to Purix fume extractors. All functions are fully automatic, all the user has to do is set the appropriate airflow on installation. The features of this system are designed to:

- Lower energy consumption by using variable speed motors and automatic flow control.
- Increase filter life by using the optimal extraction rate.
- Further protect people by constantly monitoring exhaust emissions.
- Interface with other equipment e.g. a laser.
- Maintain a constant extraction rate to prevent fume escape or damage to equipment.

## System Features...

- Glycol condensor unit
- Automatic electronic flow control - maintains a constant extraction rate even as the filter blocks
- Adjustable airflow
- Clear and informative graphic display
- Gas and particle sensors on the exhaust
- Low capital and running costs
- Quick change patented Labyrinth pre-filters deliver longer filter life
- Submicronic (HEPA) filtration removes 99.997% of particles down to 0.3 microns
- Activated carbon filtration removes harmful gas
- Simple to install and quiet in operation
- Easy to relocate and precision made from stainless steel
- High performance brushless motors

## Includes:

- 1 x Main filter
- 2 x Labyrinth pre-filter
- 1 x Condensor unit
- 1 x Connection kit
- 1 x Power cable

## Accessories

Please see the accessories brochure.




# 650

What to specify... 1. Model 2. Voltage 3. Volume or Vacuum 4. Pre-filter 5. Main filter 6. Connection Kit 7. Power Lead 8. Interfacing Kit


1	2	3	650	
<b>Voltage</b>	<b>230V ±10%</b>		<b>120V ±10%</b>	
<b>Volume Control</b>	<b>080467DEB</b>		<b>080472DEB</b>	
<b>Vacuum Control</b>	<b>080465DEB</b>		<b>080470DEB</b>	
<b>Wattage</b>	0.36 kW		0.36 kW	
<b>Frequency</b>	50Hz / 60 Hz		50Hz / 60 Hz	
<b>Cabinet height (inc castors)</b>	720 mm		720 mm	
<b>Cabinet width (not inc hose)</b>	445 mm		445 mm	
<b>Cabinet depth (not inc hose)</b>	610 mm		610 mm	
<b>Cabinet weight</b>	50 Kg		50 Kg	
<b>Sound Rating (dBA)</b>	50		50	
<b>Airflow m<sup>3</sup>/hr (1 arm)</b>	302		302	
<b>Vacuum (kPa)</b>	2.8		2.8	

**4 Pre-filter Pad**




Pack of four supplied - See page 19-20

**5 Main Filter**




One supplied - See page 21-22 for your application

**6 Arm**




One arm and one hood supplied - See page 31

**7 Power Cable**



One supplied - See page 26 for your country & voltage

**8 Machine Interfacing (Optional)**



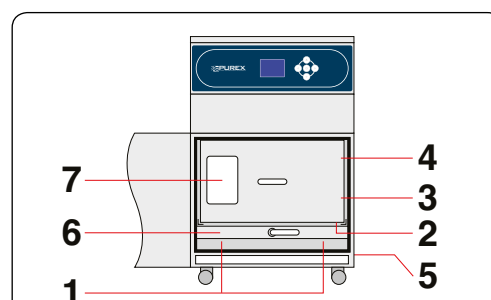
See page 27-29 to match your system

Allows the Purix system to interface with a piece of equipment connected to it.



The 650 is supplied with one 75mm multi-position arm attached directly to the rear of the machine.

A second arm is optional.



**Legend:**

- 1) Rear air inlet - 75mm x 2 to connect extraction arm/s
- 2) Pre-filter.
- 3) Main Filter (HEPA location). †
- 4) Main Filter (Carbon location). †
- 5) Clean air returned to workplace.
- 6) Filter locking handle.
- 7) Filter identification label.

All machines are mounted on four castors for increased mobility.

† Standard Filter Only

## Digital Control System

All functions are fully automatic; all the user has to do is set the appropriate airflow on installation.

A dedicated control, monitoring and display system unique to Purix fume extractors. All functions are fully automatic, all the user has to do is set the appropriate airflow on installation. The features of this system are designed to:

- Lower energy consumption by using variable speed motors and automatic flow control.
- Increase filter life by using the optimal extraction rate.
- Further protect people by constantly monitoring exhaust emissions.
- Interface with other equipment e.g. a laser.
- Maintain a constant extraction rate to prevent fume escape or damage to equipment.

## System Features...

- Automatic electronic flow control - maintains a constant extraction rate even as the filter blocks
- Adjustable airflow
- Clear and informative graphic display
- Gas and particle sensors on the exhaust
- Low capital and running costs
- Quick change pre-filters deliver longer filter life
- Submicronic (HEPA) filtration removes 99.997% of particles down to 0.3 microns
- Activated carbon filtration removes harmful gas
- Simple to install and quiet in operation
- Easy to relocate
- Precision made from stainless steel
- High performance brushless motors

## Includes:

- 1 x Main filter
- 4 x Pre-filter pads
- 1 x Arm & hood
- 1 x Power cable

## Accessories

Please see the accessories brochure.



# 800

What to specify...

1. Model

2. Voltage

3. Volume or Vacuum

4. Pre-filter

5. Main filter


6. Connection Kit

7. Power Lead

8. Interfacing Kit


	800 Stainless		800 White	
<b>1</b>				
<b>2</b>				
<b>3</b>				
<b>Voltage</b>	230V ±10%	120V ±10%	230V ±10%	120V ±10%
<b>Volume Control</b>	080751DEB	080752DEB	080749DEB	080750DEB
<b>Vacuum Control</b>	080753DEB	080754DEB	080756DEB	080757DEB
<b>Wattage</b>	2.40 kW	2.74 kW	2.40 kW	2.74 kW
<b>Frequency</b>	50Hz / 60 Hz	50Hz / 60 Hz	50Hz / 60 Hz	50Hz / 60 Hz
<b>Cabinet height (inc castors)</b>	740 mm	740 mm	740 mm	740 mm
<b>Cabinet width (not inc hose)</b>	571 mm	571 mm	571 mm	571 mm
<b>Cabinet depth (not inc hose)</b>	670 mm	670 mm	670 mm	670 mm
<b>Cabinet weight</b>	80 Kg	80 Kg	80 Kg	80 Kg
<b>Sound Rating (dBA)</b>	57	57	57	57
<b>Airflow m³/hr</b>	800	800	800	800
<b>Vacuum (kPa)</b>	9.92	9.10	9.92	9.10

**4 Pre-filter Pad**



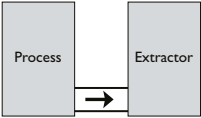
Pack of four supplied - See page 19-20

**5 Main Filter**



One supplied - See page 21-22 for your application

**6 Connection Hose Kit**




One supplied - See page 23-25 to suit your system

**7 Power Cable**

5M Fixed power cable, no plug fitted.

**8 Machine Interfacing (Optional)**



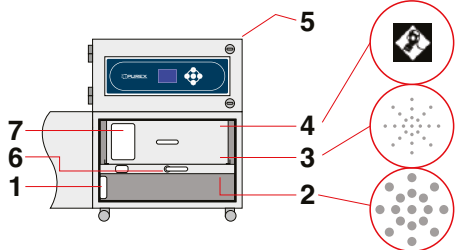
See page 27-29 to match your system

Allows the Purix system to interface with a piece of equipment connected to it.



Optional Clean Air Cowl - 190039 (Stainless Only)

**Air Compressor Available For This Model**



**Legend:**

- 1) Air inlet - 125mm safe seal.
- 2) Pre-filter.
- 3) Main Filter (HEPA location). †
- 4) Main Filter (Carbon location). †
- 5) Clean air returned to workplace.
- 6) Filter locking handle.
- 7) Filter identification label.

All machines are mounted on four castors for increased mobility.

† Standard Filter Only

## Digital Control System

All functions are fully automatic; all the user has to do is set the appropriate airflow on installation.

A dedicated control, monitoring and display system unique to Purix fume extractors. All functions are fully automatic, all the user has to do is set the appropriate airflow on installation. The features of this system are designed to:

- Lower energy consumption by using variable speed motors and automatic flow control.
- Increase filter life by using the optimal extraction rate.
- Further protect people by constantly monitoring exhaust emissions.
- Interface with other equipment e.g. a laser.
- Maintain a constant extraction rate to prevent fume escape or damage to equipment.

## System Features...

- Automatic electronic flow control - maintains a constant extraction rate even as the filter blocks
- Adjustable airflow
- Clear and informative graphic display
- Gas and particle sensors on the exhaust
- Low capital and running costs
- Quick change pre-filters deliver longer filter life
- Submicronic (HEPA) filtration removes 99.997% of particles down to 0.3 microns
- Activated carbon filtration removes harmful gas
- Simple to install and quiet in operation
- Easy to relocate
- Precision made from stainless steel
- High performance brushless motors

## Includes:

- 1 x Main filter
- 4 x Pre-filter pad
- 1 x Power cable (no plug)

## Accessories

Please see the accessories brochure.



# 800i

What to specify...

1. Model

2. Voltage

3. Volume or Vacuum

4. Pre-filter

5. Main filter


6. Connection Kit

7. Power Lead

8. Interfacing Kit


	800i - 2 Tier		800i - 3 Tier	
<b>1</b>	<b>2</b>	<b>3</b>	<b>4</b>	<b>5</b>
<b>Voltage</b>	230V ±10%	120V ±10%	230V ±10%	120V ±10%
<b>Volume Control</b>	080502DEB	080503DEB	080501DEB	080500DEB
<b>Vacuum Control</b>	080505DEB	080507DEB	080504DEB	080506DEB
<b>Wattage</b>	2.60 kW	2.74 kW	2.60 kW	2.74 kW
<b>Frequency</b>	50Hz / 60 Hz	50Hz / 60 Hz	50Hz / 60 Hz	50Hz / 60 Hz
<b>Cabinet height (inc castors)</b>	1143 mm	1143 mm	1143 mm	1143 mm
<b>Cabinet width (not inc hose)</b>	571 mm	571 mm	571 mm	571 mm
<b>Cabinet depth (not inc hose)</b>	670 mm	670 mm	670 mm	670 mm
<b>Cabinet weight</b>	80 Kg	80 Kg	90 Kg	90 Kg
<b>Sound Rating (dBA)</b>	57	57	57	57
<b>Airflow m³/hr</b>	800	800	800	800
<b>Vacuum (kPa)</b>	9.92	9.10	9.92	9.10

**4** **Labyrinth Pre-filter**



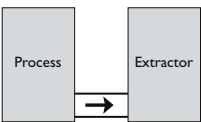
Pack of two supplied - See page 19-20

**5** **Main Filter**



One supplied with 2 tier - See page 21-22  
Two supplied with 3 tier - See page 21-22

**6** **Connection Hose Kit**




One supplied - See page 23-25 to suit your system

**7** **Power Cable**

5M Fixed power cable, no plug fitted.

**8** **Machine Interfacing (Optional)**



See page 27-29 to match your system

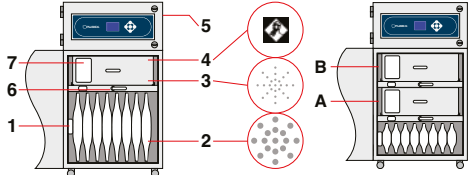
Allows the Purex system to interface with a piece of equipment connected to it.



Optional Clean Air Cowl - 190039

PVC 3 tier Version Available

Air Compressor Available For This Model



**Legend:**

- 1) Air inlet - 100mm safe seal.
- 2) Pre-filter.
- 3) Main Filter (HEPA location). †
- 4) Main Filter (Carbon location). †
- 5) Clean air returned to workplace.
- 6) Filter locking handle.
- 7) Filter identification label.

All machines are mounted on four castors for increased mobility.

† Standard Filter Only

## Digital Control System

All functions are fully automatic; all the user has to do is set the appropriate airflow on installation.

A dedicated control, monitoring and display system unique to Purex fume extractors. All functions are fully automatic, all the user has to do is set the appropriate airflow on installation. The features of this system are designed to:

- Lower energy consumption by using variable speed motors and automatic flow control.
- Increase filter life by using the optimal extraction rate.
- Further protect people by constantly monitoring exhaust emissions.
- Interface with other equipment e.g. a laser.
- Maintain a constant extraction rate to prevent fume escape or damage to equipment.

## System Features...

- Automatic electronic flow control - maintains a constant extraction rate even as the filter blocks
- Adjustable airflow
- Clear and informative graphic display
- Gas and particle sensors on the exhaust
- Low capital and running costs
- Quick change patented Labyrinth pre-filters deliver longer filter life
- Submicronic (HEPA) filtration removes 99.997% of particles down to 0.3 microns
- Activated carbon filtration removes harmful gas
- Simple to install and quiet in operation
- Easy to relocate and precision made from stainless steel
- High performance brushless motors

## Includes:

- 1 x Main filter (2-tier)
- 2 x Main filters (3-tier)
- 2 x Labyrinth pre-filters
- 1 x Power cable (no plug)

## Accessories

Please see the accessories brochure.



# 1500i

What to specify... 1. Model 2. Voltage 3. Volume or Vacuum 4. Pre-filter 5. Main filter 6. Connection Kit 7. Power Lead 8. Interfacing Kit

## 1 2 3 1500i


<b>Voltage</b>	<b>230V ±10%</b>	<b>120V ±10%</b>
<b>Volume Control</b>	<b>0LX1510DEB</b>	<b>0LX1511DEB</b>
<b>Vacuum Control</b>	<b>021820iDEB</b>	<b>021821iDEB</b>
<b>Wattage</b>	3.45 kW	3.45 kW
<b>Frequency</b>	50Hz / 60 Hz	50Hz / 60 Hz
<b>Cabinet height (inc castors)</b>	1400 mm	1400 mm
<b>Cabinet width (not inc hose)</b>	725 mm	725 mm
<b>Cabinet depth (not inc hose)</b>	726 mm	726 mm
<b>Cabinet weight</b>	150 Kg	150 Kg
<b>Sound Rating (dBA)</b>	59	59
<b>Airflow m³/hr</b>	1700	1700
<b>Vacuum (kPa)</b>	4.77	4.77

**4 Labyrinth Pre-filter**



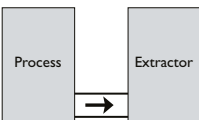
One supplied - See page 19-20

**5 Main Filter**



One supplied - See page 21-22 for your application

**6 Connection Hose Kit**

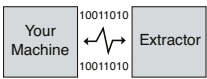


One supplied - See page 23-25 to suit your system

**7 Power Cable**

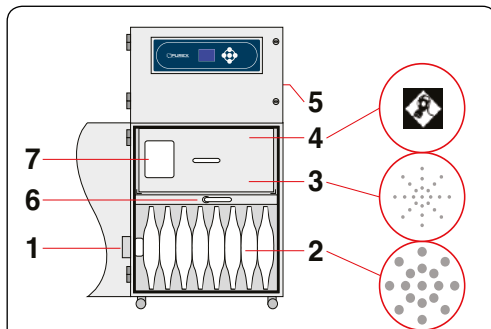
5M Fixed power cable, no plug fitted.

**8 Machine Interfacing (Optional)**



See page 27-29 to match your system

Allows the Purex system to interface with a piece of equipment connected to it.



- Legend:**
- 1) Air inlet - 150mm safe seal.
  - 2) Pre-filter.
  - 3) Main Filter (HEPA location). †
  - 4) Main Filter (Carbon location). †
  - 5) Clean air returned to workplace.
  - 6) Filter locking handle.
  - 7) Filter identification label.

All machines are mounted on four castors for increased mobility.

† Standard Filter Only

## Digital Control System

All functions are fully automatic; all the user has to do is set the appropriate airflow on installation.

A dedicated control, monitoring and display system unique to Purex fume extractors. All functions are fully automatic, all the user has to do is set the appropriate airflow on installation. The features of this system are designed to:

- Lower energy consumption by using variable speed motors and automatic flow control.
- Increase filter life by using the optimal extraction rate.
- Further protect people by constantly monitoring exhaust emissions.
- Interface with other equipment e.g. a laser.
- Maintain a constant extraction rate to prevent fume escape or damage to equipment.

## System Features...

- Automatic electronic flow control - maintains a constant extraction rate even as the filter blocks
- Adjustable airflow
- Clear and informative graphic display
- Gas and particle sensors on the exhaust
- Low capital and running costs
- Quick change patented Labyrinth pre-filters deliver longer filter life
- Submicronic (HEPA) filtration removes 99.997% of particles down to 0.3 microns
- Activated carbon filtration removes harmful gas
- Simple to install and quiet in operation
- Easy to relocate and precision made from stainless steel
- High performance brushless motors

## Includes:

- 1 x Main filter
- 1 x Labyrinth pre-filter
- 1 x Power cable (no plug)

## Accessories

Please see the accessories brochure.



# 1750i (3 Phase Supply)

What to specify...

1. Model

2. Voltage

3. Volume or Vacuum

4. Pre-filter

5. Main filter

6. Connection Kit

7. Power Lead

8. Interfacing Kit


1	2	3	1750i	
<b>Voltage</b>	400V 3ph + N		220V 3ph	
<b>Volume Control</b>	0LX1750DEB		0LX1751DEB	
<b>Vacuum Control</b>	0LX1752DEB		0LX1753DEB	
<b>Wattage</b>	3.4 kW		3.4 kW	
<b>Frequency</b>	50Hz / 60 Hz		50Hz / 60 Hz	
<b>Cabinet height (inc castors)</b>	1400 mm		1400 mm	
<b>Cabinet width (not inc hose)</b>	725 mm		725 mm	
<b>Cabinet depth (not inc hose)</b>	726 mm		726 mm	
<b>Cabinet weight</b>	150 Kg		150 Kg	
<b>Sound Rating (dBA)</b>	59		59	
<b>Airflow m<sup>3</sup>/hr</b>	1700		1700	
<b>Vacuum (kPa)</b>	4.77		4.77	

**4 Labyrinth Pre-filter**



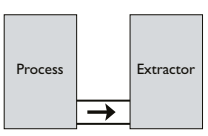
One supplied - See page 19-20

**5 Main Filter**



One supplied - See page 21-22 for your application

**6 Connection Hose Kit**

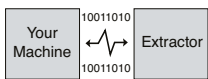


One supplied - See page 23-25 to suit your system

**7 Power Cable**

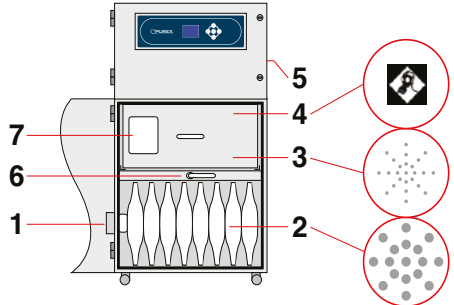
5M Fixed power cable, no plug fitted.

**8 Machine Interfacing (Optional)**



See page 27-29 to match your system

Allows the Purex system to interface with a piece of equipment connected to it.

**Legend:**

- 1) Air inlet - 150mm safe seal.
- 2) Pre-filter.
- 3) Main Filter (HEPA location). †
- 4) Main Filter (Carbon location). †
- 5) Clean air returned to workplace.
- 6) Filter locking handle.
- 7) Filter identification label.

All machines are mounted on four castors for increased mobility.

† Standard Filter Only

## Digital Control System

All functions are fully automatic; all the user has to do is set the appropriate airflow on installation.

A dedicated control, monitoring and display system unique to Purex fume extractors. All functions are fully automatic, all the user has to do is set the appropriate airflow on installation. The features of this system are designed to:

- Lower energy consumption by using variable speed motors and automatic flow control.
- Increase filter life by using the optimal extraction rate.
- Further protect people by constantly monitoring exhaust emissions.
- Interface with other equipment e.g. a laser.
- Maintain a constant extraction rate to prevent fume escape or damage to equipment.

## System Features...

- Automatic electronic flow control - maintains a constant extraction rate even as the filter blocks
- Adjustable airflow
- Clear and informative graphic display
- Gas and particle sensors on the exhaust
- Low capital and running costs
- Quick change patented Labyrinth pre-filters deliver longer filter life
- Submicronic (HEPA) filtration removes 99.997% of particles down to 0.3 microns
- Activated carbon filtration removes harmful gas
- Simple to install and quiet in operation
- Easy to relocate and precision made from stainless steel
- High performance brushless motors

## Includes:

- 1 x Main filter
- 1 x Labyrinth pre-filter
- 1 x Power cable (no plug)

## Accessories

Please see the accessories brochure.





# 2000i (3 Phase Supply)

What to specify...

1. Model

2. Voltage

3. Volume or Vacuum

4. Pre-filter

5. Main filter

6. Connection Kit

7. Power Lead

8. Interfacing Kit


1	2	3	2000i	
<b>Voltage</b>	<b>400V 3ph + N</b>		<b>220V 3ph</b>	
<b>Volume Control</b>	<b>0LX2010DEB</b>		<b>0LX2011DEB</b>	
<b>Vacuum Control</b>	<b>022120iDEB</b>		<b>022121iDEB</b>	
<b>Wattage</b>	3.4 kW		3.4 kW	
<b>Frequency</b>	50Hz / 60 Hz		50Hz / 60 Hz	
<b>Cabinet height (inc castors)</b>	1400 mm		1400 mm	
<b>Cabinet width (not inc hose)</b>	725 mm		725 mm	
<b>Cabinet depth (not inc hose)</b>	726 mm		726 mm	
<b>Cabinet weight</b>	150 Kg		150 Kg	
<b>Sound Rating (dBA)</b>	59		59	
<b>Airflow m<sup>3</sup>/hr</b>	2200		2200	
<b>Vacuum (kPa)</b>	6.28		6.28	

**4 Labyrinth Pre-filter**



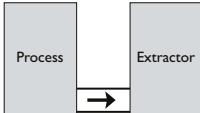
One supplied - See page 19-20

**5 Main Filter**



One supplied - See page 21-22 for your application

**6 Connection Hose Kit**

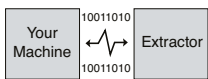


One supplied - See page 23-25 to suit your system

**7 Power Cable**

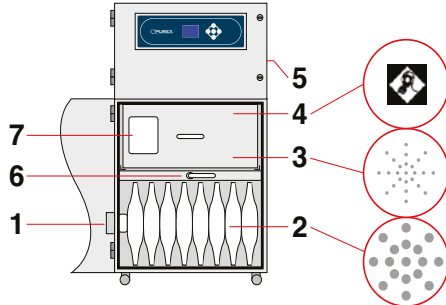
5M Fixed power cable, no plug fitted.

**8 Machine Interfacing (Optional)**



See page 27-29 to match your system

Allows the Purex system to interface with a piece of equipment connected to it.

**Legend:**

- 1) Air inlet - 150mm safe seal.
- 2) Pre-filter.
- 3) Main Filter (HEPA location). †
- 4) Main Filter (Carbon location). †
- 5) Clean air returned to workplace.
- 6) Filter locking handle.
- 7) Filter identification label.

All machines are mounted on four castors for increased mobility.

† Standard Filter Only

## Digital Control System

All functions are fully automatic; all the user has to do is set the appropriate airflow on installation.

A dedicated control, monitoring and display system unique to Purex fume extractors. All functions are fully automatic, all the user has to do is set the appropriate airflow on installation. The features of this system are designed to:

- Lower energy consumption by using variable speed motors and automatic flow control.
- Increase filter life by using the optimal extraction rate.
- Further protect people by constantly monitoring exhaust emissions.
- Interface with other equipment e.g. a laser.
- Maintain a constant extraction rate to prevent fume escape or damage to equipment.

## System Features...

- Automatic electronic flow control - maintains a constant extraction rate even as the filter blocks
- Adjustable airflow
- Clear and informative graphic display
- Gas and particle sensors on the exhaust
- Low capital and running costs
- Quick change patented Labyrinth pre-filters deliver longer filter life
- Submicronic (HEPA) filtration removes 99.997% of particles down to 0.3 microns
- Activated carbon filtration removes harmful gas
- Simple to install and quiet in operation
- Easy to relocate and precision made from stainless steel
- High performance brushless motors

## Includes:

- 1 x Main filter
- 1 x Labyrinth pre-filter
- 1 x Power cable (no plug)

## Accessories

Please see the accessories brochure.



# 5000i (3 Phase Supply)

What to specify...

1. Model

2. Voltage

3. Volume or Vacuum

4. Pre-filter

5. Main filter


6. Connection Kit

7. Power Lead

8. Interfacing Kit


	5000i			
	400V 3ph + N (Side Inlet)	400V 3ph + N (Rear Inlet)	220V 3ph (Side Inlet)	220V 3ph (Rear Inlet)
<b>1</b>				
<b>2</b>				
<b>3</b>				
<b>Volume Control</b>	0LX5550DEB	0LX5549DEB	0LX5551DEB	0LX5565DEB
<b>Vacuum Control</b>	044250DEB	044261DEB	044251DEB	044265DEB
Wattage	7.5 kW	7.5 kW	7.5 kW	7.5 kW
Frequency	50Hz / 60 Hz	50Hz / 60 Hz	50Hz / 60 Hz	50Hz / 60 Hz
Cabinet height (inc castors)	1804 mm	1804 mm	1804 mm	1804 mm
Cabinet width (not inc hose)	1250 mm	1250 mm	1250 mm	1250 mm
Cabinet depth (not inc hose)	892 mm	892 mm	892 mm	892 mm
Cabinet weight	400 Kg	400 Kg	400 Kg	400 Kg
Sound Rating (dBA)	59	59	59	59
Airflow m <sup>3</sup> /hr	5000	5000	5000	5000
Vacuum (kPa)	12	12	12	12

**4 Pre-filter**



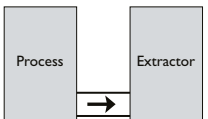
Side Inlet – One supplied  
Rear Inlet – One supplied and a pack of four pads  
See page 19-20

**5 Main Filter**



Two supplied - See page 21-22  
for your application

**6 Connection Hose Kit**

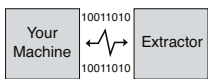


One supplied - See page 23-25  
to suit your system

**7 Power Cable**

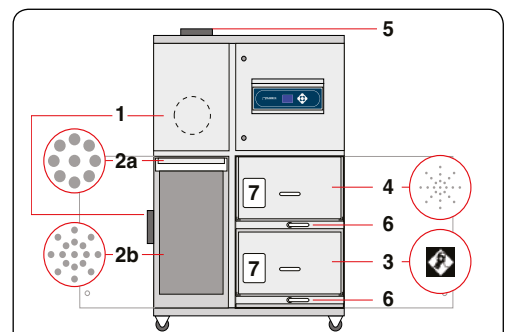
5M Fixed power cable, no plug fitted.

**8 Machine Interfacing (Optional)**



See page 27-29  
to match your system

Allows the Purex system to interface with a piece of equipment connected to it.



- Legend:**
- 1) Air inlet (Left or Rear) - 200mm safe seal.
  - 2) Pre-filter.
  - 3) Main Filter (HEPA location). †
  - 4) Main Filter (Carbon location). †
  - 5) Clean air returned to workplace.
  - 6) Filter locking handle.
  - 7) Filter identification label.
- Note:**
- 2a) Prefilter pad
  - 2b) Pleated Bag Filter
- Alternatively a Labyrinth filter can be supplied.

All machines are mounted on four castors for increased mobility.

† Standard Filter Only

## Digital Control System

All functions are fully automatic; all the user has to do is set the appropriate airflow on installation.

A dedicated control, monitoring and display system unique to Purix fume extractors. All functions are fully automatic, all the user has to do is set the appropriate airflow on installation. The features of this system are designed to:

- Lower energy consumption by using variable speed motors and automatic flow control.
- Increase filter life by using the optimal extraction rate.
- Further protect people by constantly monitoring exhaust emissions.
- Interface with other equipment e.g. a laser.
- Maintain a constant extraction rate to prevent fume escape or damage to equipment.

## System Features...

- Automatic electronic flow control - maintains a constant extraction rate even as the filter blocks
- Adjustable airflow
- Clear and informative graphic display
- Gas and particle sensors on the exhaust
- Low capital and running costs
- Quick change patented Labyrinth pre-filters deliver longer filter life
- Submicronic (HEPA) filtration removes 99.997% of particles down to 0.3 microns
- Activated carbon filtration removes harmful gas
- Simple to install and quiet in operation
- Easy to relocate and precision made from stainless steel
- High performance brushless motors

## Includes:

- 2 x Main filters and
- 1 x Labyrinth Pre-filter
- or 4 x Pre-filter pads with
- 1 x Pleated Bag Filter
- 1 x Power cable (no plug)

## Accessories

Please see the accessories brochure.

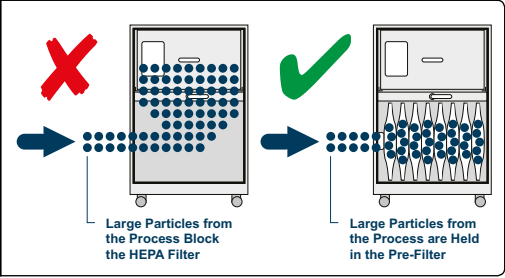


# Pre-filters

Pre-filters are designed to capture larger particles before they can enter the main HEPA filter.


Without pre-filters, the life of the main filter would be much shorter.

A variety of media and designs are available to allow Purex extractors to be used in a wide range of processes.



**A**

## Pads



### Pad pre-filter

- Extends the life of the main filter by capturing larger particles before they reach the HEPA filter
- Fits neatly under the main filter
- Graduated fibre matrix delivers excellent particle capture capacity
- Ideal for low volume applications or where small amounts of particles are produced
- Captures particles to 5 micron at efficiency of 40 - 60%

**B**

## Pleated Bag



### Pleated bag pre-filter

- Extends the life of the main filters by capturing larger particles
- Provides additional particle capturing capacity
- Ideal for processes where large amounts of particles are produced
- Contains the particles inside for clean and simple disposal
- Standard captures particles to 5 micron at 40 - 60%
- Composite captures particles to 1 micron at 95% efficiency

**C**

## Labyrinth



### Patented Labyrinth pre-filters

- Extends the life of the main filter by capturing larger particles before they reach the HEPA filter
- Fits neatly under the main filter in integral Purex extractors
- Graduated fiber matrix delivers excellent particle capture capacity - up to 20 times more than a standard filter
- Ideal for medium-high volume applications
- Contains the particles inside for clean and simple disposal
- Composite material available for extra filter life and filtration down to 0.5 micron
- Standard captures particles to 3 micron at efficiency of 60 to 80%
- Composite captures particles to 1 micron at efficiency of 80 - 95%



# Pre-filters

Machine	Pad Standard	Pad Composite	Absorbent Pad	Pleated Bags	Labyrinth Standard	Labyrinth Composite
200/400	●202260EB	●200223EB		●113531EB (spare 111141EB)		
200i/400i					●202268EB	●202271EB
200i HP						●202271EB
400i PVC			●200261EB			●202271EB
400i Dye						●202271EB
650	●202260EB					
800	●200275EB	●200528EB				
800i 2 - Tier					●202280EB	●202272EB
800i 3 - Tier			●200262EB			●202273EB
1500i					●111037EB	●111099EB
1750i			●200281EB			●111099EB
2000i					●111037EB	●111099EB
5000i	●200310EB		●200312EB	●111144EB Rear inlet only		●111006EB side inlet only
				●110645EB (spare 111038EB)		

If uncertain of Pre-filter choice contact Purex or your representative.

## Key

- 4 pack of pads
- Single bag
- 2 pack of bags
- Pleated bag in metal case. Fit this when applicable instead of main filter.



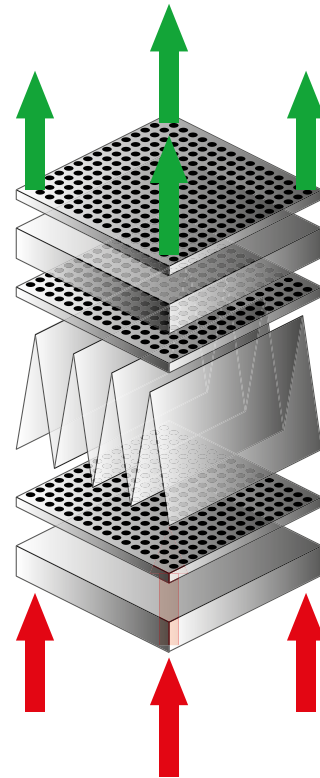
# Main Filters

Purex use specialized combinations of filter media to capture particles, gases and vapors generated by industrial processes such as laser engraving, laser marking, hand and machine soldering, ink jet printing and many others. Each filter has a unique serial number and is individually tested and certified to ensure performance and safety.

Purex HEPA (High Efficiency Particulate Air) filter elements are precision manufactured from a pleated material that incorporates reinforcing strips which separate the pleats and help prevent airflow vibration or collapse.

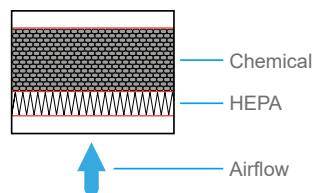
Additionally, air equalization plates are used between the layers of media to further reinforce the filter housing and to distribute the airflow across the filter to ensure all of the filter media is used.

## Typical Filter



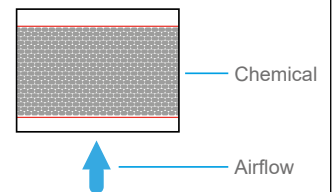
## HEPA/Chemical

Filters small particles @ 99.997% down to 0.3 microns in size and adsorbs a wide variety of gases and vapors



## Chemical

Adsorbs a wide variety of gases and vapors.





# Main Filters

Machine	Hepa/ chemical	Hepa/twin chemical	Hepa/chemical Cleanroom	Chemical Std	Hepa only	Chemical Special	Solvent Lock
200/400	113505EB	113579EB	113512EB	113508EB	113809EB	113662EB	113513EB
	113505HEB	113579HDEB				113505PEB	
200i/400i	113505EB	113579EB	113512EB	113508EB	113809EB	113662EB	
	113505HEB	113668EB	113669EB			113505PEB	
		113579HDEB					
200i HP	113811EB						
400i PVC	113498EB						
400i Dye Sublimation	113505EB						
650	113505EB	113579EB	113512EB	113508EB	113809EB	113662EB	113513EB
	113505HEB	113579HDEB				113505PEB	
800	113652EB	113660EB	113658EB	113651EB	113650EB	113702EB	113667EB
						113675EB	
800i 2-Tier	113652EB	113660EB	113658EB	113651EB	113650EB	113702EB	113667EB
						113675EB	
800i 3-Tier	113652EB	113660EB	113658EB	113651EB	113650EB	113702EB	113667EB
						113675EB	
1500i	110615EB	110614EB	110632EB	110610EB	110619EB	110610HEB	
1750i		110616EB-PVC					
2000i	110615EB	110614EB	110632EB	110610EB	110619EB	110610HEB	
5000i				110627EB	110633EB		
				110624EB	110682EB		

If uncertain of main filter choice contact Purex or your representative.



# Connection Kits

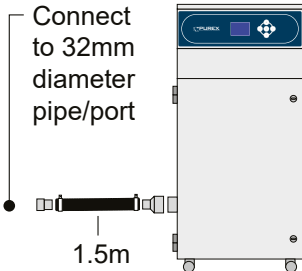
## PUREX MACHINE INLET DIAMETERS

- 80mm - 200, 400, 200i, 200i-HP, 400i, 400i Dye Sublimation, 400iPVC
- 100mm - 800i
- 125mm - 800
- 150mm - 1500i, 1750i, 2000i
- 200mm - 5000i

??mm	?.?m	??mm
<b>Diameter of Customers port or pipework.</b>	<b>Length of hose</b>	<b>Purex machine inlet diameter</b>

<b>32mm</b>	<b>1.5m</b>	<b>80mm</b>
-------------	-------------	-------------

Connect to 32mm diameter pipe/port

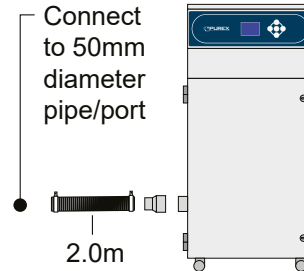


**Code: I00170EB**

- 1 x 80-34mm reducer
- 1 x 1.5m x 41mm flexible hose
- 2 x Half straight connector
- 2 x 35-50mm hose clips

<b>50mm</b>	<b>2.0m</b>	<b>80mm</b>
-------------	-------------	-------------

Connect to 50mm diameter pipe/port

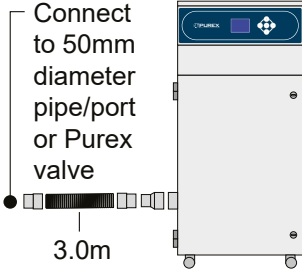


**Code: I00180EB**

- 1 x 80-53.5mm reducer
- 1 x 2m x 57mm flexible hose
- 2 x 45-60mm hose clips

<b>50mm</b>	<b>3.0m (Anti Static)</b>	<b>80mm</b>
-------------	---------------------------	-------------

Connect to 50mm diameter pipe/port or Purex valve

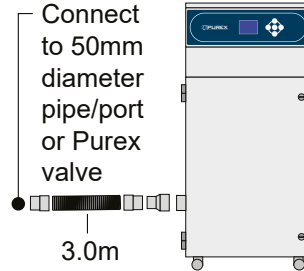


**Code: I00026EB**

- 1 x earth strap 6mm
- 1 x 80mm to 51mm reducer
- 1 x 3m x 50mm antistatic hose
- 2 x 51mm antistatic cuffs

<b>50mm</b>	<b>3.0m</b>	<b>80mm</b>
-------------	-------------	-------------

Connect to 50mm diameter pipe/port or Purex valve

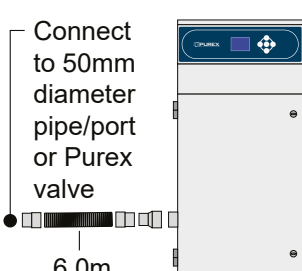


**Code: I00032EB**

- 1 x 80-51mm reducer
- 1 x 3m x 51mm flexible hose
- 2 x 51mm cuffs

<b>50mm</b>	<b>6.0m</b>	<b>80mm</b>
-------------	-------------	-------------

Connect to 50mm diameter pipe/port or Purex valve

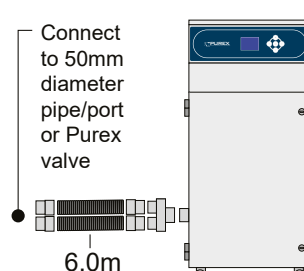


**Type Code: Std I00043EB**  
**PVC I00043CEB\***

- 1 x 80-51mm reducer
- 1 x 6m x 51mm flexible hose
- 2 x 51mm cuffs
- \* also suitable for PVC applications.

<b>50mm</b>	<b>6.0m (Dual Manifold)</b>	<b>80mm</b>
-------------	-----------------------------	-------------

Connect to 50mm diameter pipe/port or Purex valve




**Code: I00039EB\***

(Use with I00043 or I00043C)

- 1 x dual manifold assembly(I20093C)
- 1 x 6m x 51mm flexible hose
- 2 x 51mm cuffs
- \* also suitable for PVC applications.

<b>50mm</b>	<b>6.0m (Extention)</b>	
-------------	-------------------------	--



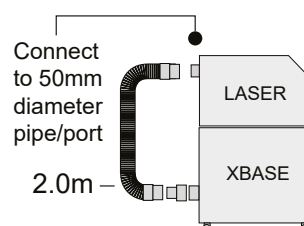
**Code: I00037EB\***

- 1 x 50mm coupling
- 1 x 6m x 51mm flexible hose
- 2 x 51mm cuffs
- \* also suitable for PVC applications.

Used to extend I00043 / I00039

<b>50mm</b>	<b>2.0m</b>	<b>80mm</b>
-------------	-------------	-------------

Connect to 50mm diameter pipe/port



**Code: I00019EB**

- 1 x 80-51mm reducer
- 1 x 2m x 51mm flexible hose
- 2 x 51mm cuffs



# Connection Kits

<b>50mm</b>	<b>3.0m</b>	<b>80mm</b>
<p>Connect to 50mm diameter pipe/port</p> <p style="text-align: center;">3.0m</p>	<p><b>Code: I20285EB</b></p> <ul style="list-style-type: none"> <li>1 x 80-53 mm reducer</li> <li>1 x 3m x 57mm flexible hose</li> <li>2 x 45-60mm hose clips</li> </ul>	

<b>??mm</b>	<b>?.?m</b>	<b>??mm</b>
<p><b>Diameter of Customers port or pipework.</b></p>	<p><b>Length of hose</b></p>	<p><b>Purex machine inlet diameter</b></p>

<b>80mm</b>	<b>1.3m</b>	<b>80mm</b>
<p>Connect to 80mm diameter pipe/port</p> <p style="text-align: center;">1.3m</p>	<p><b>Code: I20293EB</b></p> <ul style="list-style-type: none"> <li>1 x 80mm female coupling</li> <li>2 x 70-90mm hose clips</li> <li>1 x 1.3m x 82mm flexible hose</li> </ul>	

<b>80mm</b>	<b>3.0m</b>	<b>80mm</b>
<p>Connect to 80mm diameter pipe/port</p> <p style="text-align: center;">3.0m</p>	<p><b>Code: I20299EB</b></p> <ul style="list-style-type: none"> <li>1 x 80mm female coupling</li> <li>1 x 3m x 82mm flexible hose</li> <li>2 x 70-90mm hose clips</li> </ul>	

<b>100mm</b>	<b>3.0m</b>	<b>100mm</b>
<p>Connect to 100mm diameter pipe/port</p> <p style="text-align: center;">3.0m</p>	<p><b>Code: I00107EB*</b></p> <ul style="list-style-type: none"> <li>1 x 3m x 100mm flexible hose</li> <li>2 x 90-120mm hose clips</li> </ul> <p>* suitable for PVC</p>	

<b>100mm</b>	<b>1.5m</b>	<b>100mm</b>
<p>Connect to 100mm diameter pipe/port</p> <p style="text-align: center;">1.5m</p>	<p><b>Code: I20270EB</b></p> <ul style="list-style-type: none"> <li>1 x 100mm female coupling</li> <li>1 x 1.5m x 100mm flexible hose</li> <li>2 x 90-120mm hose clips</li> </ul>	

<b>100mm</b>	<b>2.3m</b>	<b>80mm</b>
<p>Connect to 100mm diameter pipe/port</p> <p style="text-align: center;">0.3m      2.0m</p>	<p><b>Code: I20288EB</b></p> <ul style="list-style-type: none"> <li>1 x 80mm female coupling</li> <li>2 x 70-90mm hose clips</li> <li>1 x 2m x 82mm flexible hose</li> <li>1 x 100-80mm reducer</li> <li>1 x 0.3m x 100mm flexible hose</li> <li>2 x 90-120mm hose clips</li> </ul>	

<b>100mm</b>	<b>2.0m (Dual)</b>	<b>80mm</b>
<p>Connect to 100mm diameter pipe/port</p> <p style="text-align: center;">2.0m      2.0m</p>	<p><b>Code: I20297EB</b></p> <ul style="list-style-type: none"> <li>3 x 80mm female coupling</li> <li>1 x 80mm equal tee</li> <li>2 x 100-80mm reducer</li> <li>2 x 2m x 100mm flexible hose</li> <li>4 x 90-120mm hose clips</li> </ul>	

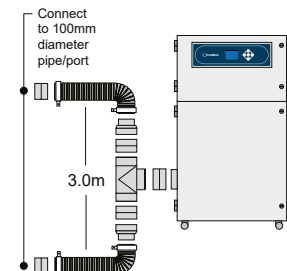
<b>100mm</b>	<b>1.3m</b>	<b>80mm</b>
<p>Connect to 100mm diameter pipe/port</p> <p style="text-align: center;">0.3m      1.3m</p>	<p><b>Code: I20292EB</b></p> <ul style="list-style-type: none"> <li>1 x 80mm female coupling</li> <li>2 x 70-90mm hose clips</li> <li>1 x 1m x 82mm flexible hose</li> <li>1 x 100-80mm reducer</li> <li>1 x 0.3m x 100mm flexible hose</li> <li>2 x 90-120mm hose clips</li> </ul>	

<b>100mm</b>	<b>3.0m (Dual)</b>	<b>100mm</b>
<p>Connect to 100mm diameter pipe/port</p> <p style="text-align: center;">3.0m</p>	<p><b>Code: I20291EB</b></p> <ul style="list-style-type: none"> <li>1 x 100mm female coupling</li> <li>1 x 100mm equal tee</li> <li>2 x 3m x 102mm flexible hose</li> <li>4 x 90-120mm hose clips</li> </ul>	

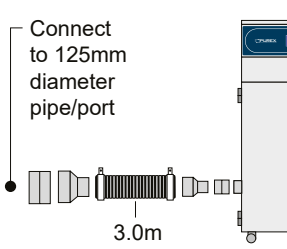


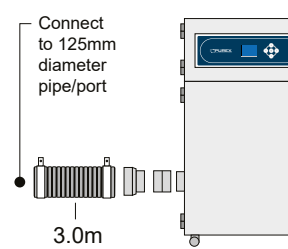


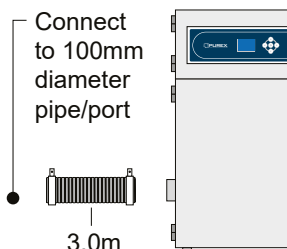
# Connection Kits

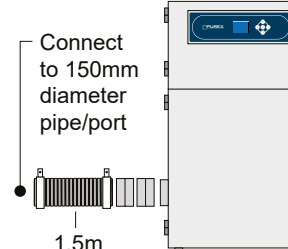
<b>100mm</b>	<b>3.0m (Dual)</b>	<b>150mm</b>
 <p>Connect to 100mm diameter pipe/port</p> <p>3.0m</p>	<p><b>Code: I20287</b></p> <ul style="list-style-type: none"> <li>1 x 150mm female coupling</li> <li>1 x 150mm equal tee</li> <li>2 x 150 female couplings</li> <li>2 x 150-100mm reducers</li> <li>2 x 90-120mm hose clips</li> <li>2 x 3m x 102mm flexible hose</li> <li>2 x 90-120mm hose clips</li> <li>2 x 100mm female couplings</li> </ul>	

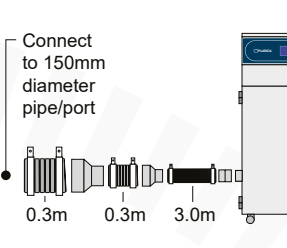
<b>??mm</b>	<b>?.?m</b>	<b>??mm</b>
<p><b>Diameter of Customers port or pipework.</b></p>	<p><b>Length of hose</b></p>	<p><b>Purex machine inlet diameter</b></p>

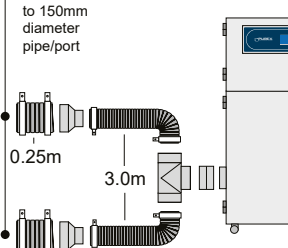
<b>125mm</b>	<b>3.0m</b>	<b>80mm</b>
 <p>Connect to 125mm diameter pipe/port</p> <p>3.0m</p>	<p><b>Code: I00171EB</b></p> <ul style="list-style-type: none"> <li>1 x 80mm female coupling</li> <li>1 x 100-80mm reducer</li> <li>1 x 3m x 100mm flexible hose</li> <li>1 x 125-100mm reducer</li> <li>1 x 125mm female coupling</li> <li>2 x 90-120mm hose clips</li> </ul>	

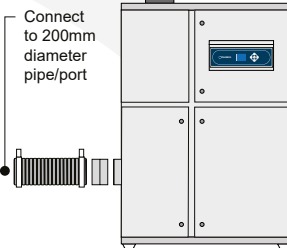
<b>125mm</b>	<b>3.0m</b>	<b>100mm</b>
 <p>Connect to 125mm diameter pipe/port</p> <p>3.0m</p>	<p><b>Code: I00172EB</b></p> <ul style="list-style-type: none"> <li>1 x 100mm female coupling</li> <li>1 x 125-100mm reducers</li> <li>1 x 3m x 125mm flexible hose</li> <li>2 x 135-160mm hose clips</li> </ul>	

<b>125mm</b>	<b>3.0m</b>	<b>125mm</b>
 <p>Connect to 100mm diameter pipe/port</p> <p>3.0m</p>	<p><b>Code: I20300EB</b></p> <ul style="list-style-type: none"> <li>1 x 3m x 125mm flexible hose</li> <li>2 x 125 - 165mm hose clips</li> </ul>	

<b>150mm</b>	<b>1.5m</b>	<b>150mm</b>
 <p>Connect to 150mm diameter pipe/port</p> <p>1.5m</p>	<p><b>Code: I20280EB</b></p> <ul style="list-style-type: none"> <li>1 x 150mm female coupling</li> <li>1 x 150mm male coupling</li> <li>1 x 1.5m x 150mm flexible hose</li> <li>2 x 135-160mm hose clips</li> </ul>	

<b>150mm</b>	<b>3.3m</b>	<b>80mm</b>
 <p>Connect to 150mm diameter pipe/port</p> <p>0.3m 0.3m 3.0m</p>	<p><b>Code: I20289EB</b></p> <ul style="list-style-type: none"> <li>1 x 80mm female coupling</li> <li>2 x 70-90mm hose clips</li> <li>1 x 3m x 82mm flexible hose</li> <li>1 x 100-80mm reducer</li> <li>1 x 0.3m x 100mm flexible hose</li> <li>2 x 90-120mm hose clips</li> <li>1 x 150-100mm reducer</li> <li>1 x 0.3m x 150mm flexible hose</li> <li>2 x 135-160mm hose clips</li> </ul>	

<b>150mm</b>	<b>3.25m</b>	<b>100mm</b>
 <p>Connect to 150mm diameter pipe/port</p> <p>0.25m 3.0m 0.25m</p>	<p><b>Code: I20294EB</b></p> <ul style="list-style-type: none"> <li>1 x 100mm female coupling</li> <li>1 x 100mm equal tee</li> <li>4 x 90-120mm hose clips</li> <li>2 x 3m x 100mm flexible hose</li> <li>2 x 150-100mm reducers</li> <li>2 x 0.25m x 150mm flexible hose</li> <li>4 x 135-165mm hose clips</li> </ul>	

<b>200mm</b>	<b>1.0m</b>	<b>200mm</b>
 <p>Connect to 200mm diameter pipe/port</p>	<p><b>Code: I20296EB</b></p> <ul style="list-style-type: none"> <li>1 x 200mm female coupling</li> <li>1 x 1m x 200mm flexible hose</li> <li>2 x 200mm hose clips</li> </ul>	

**If you do not see a connection kit that fits your machine or pipework, contact EasyBraid or your local representative.**



# Power Cables

## 200, 400, 200i, 200iHP, 400i, 400iPVC, 400i Dye Sublimation, 650

Are supplied with a 5m long detachable cable with a choice of plug.

<b>USA/ASIA 120V</b>  Code: 410160EB	<b>USA/ASIA 230V</b>  Code: 410161EB	<b>UK 230V</b>  Code: 410162EB	<b>Europe 230V</b>  Code: 410163EB
<b>Australia</b>  Code: 410164EB		<b>No Plug</b>  Bare wire only Code: 410165EB	

15m long cable for all the above models

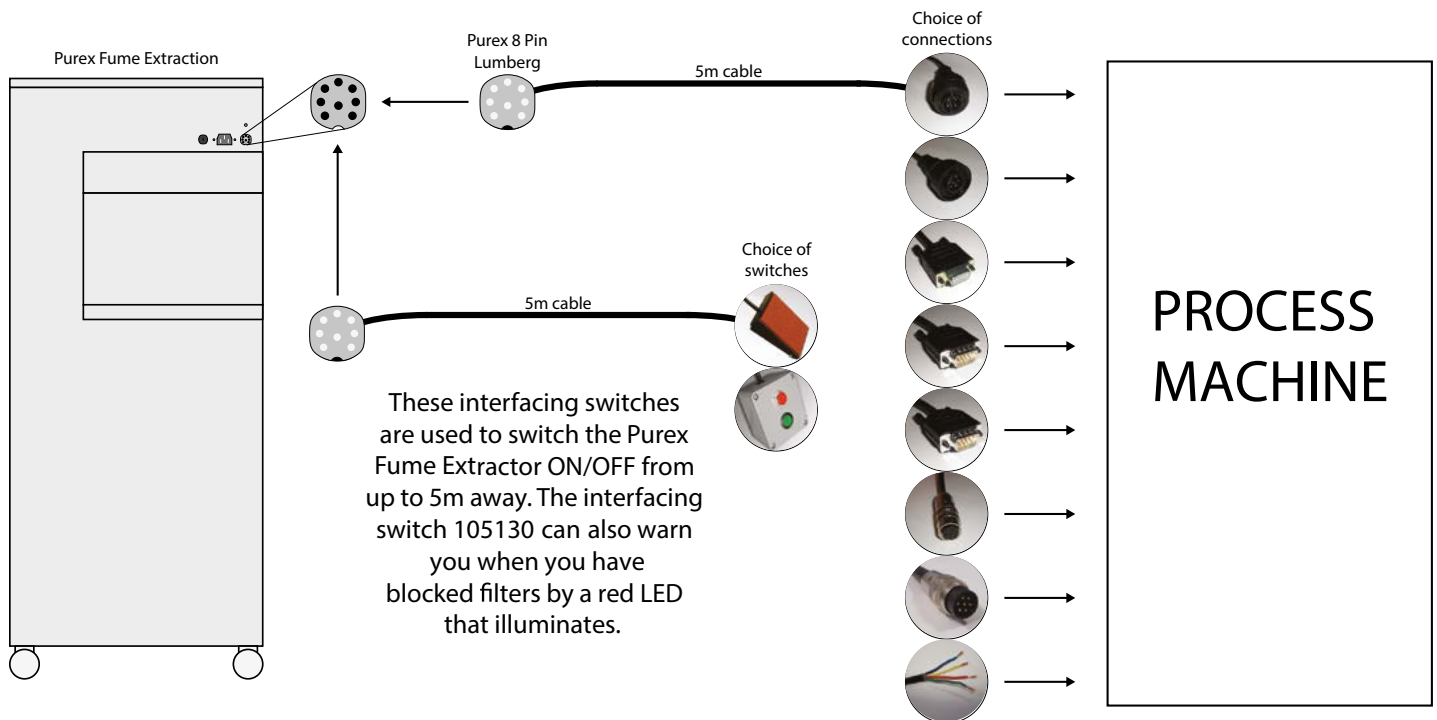
<b>No Plug</b>  15m bare wire only Code: 410166EB
---

## 800, 800i, 1500i, 1750i, 2000i, 5000i

Best practice is to wire these models into a dedicated circuit



# Interface Cables



Machine interfacing has two elements - Remote Start & Filter Relay Condition.

Remote Start allows the Purex extractor to be controlled by the process machine, such as a laser or reflow oven.

The Filter Relay Condition warns the operator if the Purex extractor starts alarming.



# Interface Cables

A separate interface guide is available for greater detail

## 9 way D-type

### ALARM

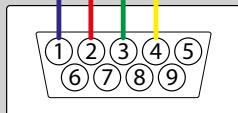
PINS 1 & 2 = VOLT FREE ALARM OUTPUT CONTACTS

### REMOTE START

VOLT FREE CONTACTS REQUIRED FROM THE PROCESS MACHINE TO OPERATE  
PIN 3 = REMOTE START INPUT SIGNAL

PIN 4 = +12V DC

PINS 5,6,7,8 & 9 = NOT USED



Code: 105104EB (5m cable)

## 6 way Lumberg

### ALARM

PINS 1 & 6 = VOLT FREE ALARM OUTPUT CONTACTS

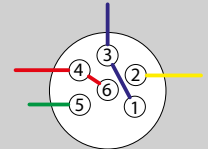
PINS 3 & 4 = VOLT FREE ALARM OUTPUT CONTACTS

### REMOTE START

VOLTAGE SIGNAL REQUIRED FROM THE PROCESS MACHINE TO OPERATE

PIN 5 = +9V DC / +24V DC REMOTE START INPUT SIGNAL

PIN 2 = 0V DC



Code: 105096EB (5m cable)

## 7 way Lumberg

### ALARM

PINS 3 & 4 = VOLT FREE ALARM OUTPUT CONTACTS

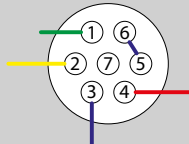
### REMOTE START

VOLTAGE SIGNAL REQUIRED FROM THE PROCESS MACHINE TO OPERATE

PIN 1 = +9V DC / +24V DC REMOTE START INPUT SIGNAL

PIN 2 = 0V DC INPUT

PINS 5,6 & 7 = NOT USED



Code: 105098EB (5m cable)

## No Connector

### ALARM


RED & BLUE WIRES = ALARM SIGNAL

OUTPUT VIA A SET OF VOLT FREE CONTACTS INSIDE PUREX EXTRACTOR

### REMOTE START

YELLOW & GREEN WIRES = REMOTE START/STOP

VOLT FREE CONTACTS REQUIRED FROM THE PROCESS MACHINE TO CLOSE THESE WIRES TO START (+12V DC)



Code: 105108EB (5m cable) Code: 105108LEB (10m cable)

## Remote ON/OFF Switch

Now you can easily switch your Purex fume extractor on or off from up to 5m away.

This is particularly useful if your fume extractor is tucked away under a bench or in a cupboard where it cannot easily be accessed.

This feature is also useful if the work you do is not continuous e.g intermittent hand soldering, as you will be saving energy by turning the extractor off.



Code: 105114EB (5m cable)



# Interface Cables

A separate interface guide is available for greater detail

## 4 way Mini Bulgin

### ALARM

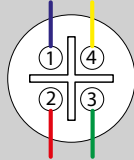
PINS 1 & 2 = VOLT FREE ALARM OUTPUT CONTACTS

### REMOTE START

VOLT FREE CONTACTS REQUIRED FROM THE PROCESS MACHINE TO OPERATE

PIN 3 = REMOTE START INPUT SIGNAL

PIN 4 = +12V DC



Code: 105097EB (5m cable)

## Illuminating Alarm Switch

The Illuminating alarm switch not only allows you to remotely switch on/off the Purex fume extractor, but also warns the operator that the filters are blocked and the machine is alarming using a red LED that illuminates to signal the warning.



It uses the Purex extractors opto-isolated 12V DC to provide the remote start and the alarm signal.

Code: 105130EB (5m cable)

## 6 way Bulgin

### ALARM

PINS 1 & 4 = VOLT FREE ALARM OUTPUT CONTACTS

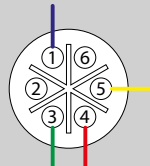
### REMOTE START

VOLTAGE SIGNAL REQUIRED FROM THE PROCESS MACHINE TO OPERATE

PIN 3 = +9V DC / +24VDC REMOTE START INPUT SIGNAL

PIN 5 = 0V DC

PINS 2 & 6 = NOT USED



Code: 105103EB (5m cable)

## 9 way D-type

### ALARM

NO ALARM OUTPUT

### REMOTE START

VOLTAGE SIGNAL REQUIRED FROM THE PROCESS MACHINE TO OPERATE

PIN 2 = 0V DC

PIN 5 = +9V DC / +24V DC REMOTE START INPUT SIGNAL

PINS 1,3,4,6,7,8 & 9 = NOT USED



Code: 105106EB (5m cable)

## 9 way D-type

### ALARM

PIN 3 = +9V DC / +24V DC ALARM OUTPUT


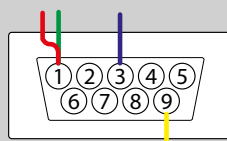
### REMOTE START

VOLTAGE SIGNAL REQUIRED FROM THE PROCESS MACHINE TO OPERATE

PIN 1 = +9V DC / +24V DC REMOTE START INPUT SIGNAL

PIN 9 = 0V DC

PINS 2,4,5,6,7 & 8 = NOT USED



Code: 105107EB (5m cable)



# Replacement Parts

PART	Blower 230V	Blower 120V	Blower 230V/ 120V	Blower 220V/ 400V	PCB Digital Volume	PCB Digital Vacuum	FMU Filter Monitor Unit	Inverter		Inverter 220V		Inverter 400V	
								650	AC10	650	AC10	650	AC10
200	300593EB	300592EB			400001EB	400000EB	400440EB						
400	300595EB	300594EB			400001EB	400000EB	400440EB						
200i	300593EB	300592EB			400001EB	400000EB	400440EB						
200i-HP	300596EB					400000EB	400440EB						
400i	300595EB	300594EB			400001EB	400000EB	400440EB						
400i PVC	300595EB	300594EB			400001EB		400440EB						
400i Dye	300595EB	300594EB			400001EB		400440EB						
650	300202EB				400001EB	400000EB	400440EB						
800	300595EB x 2	300594EB x 2			400001EB	400000EB	400440EB						
800i - 2 tier	300595EB x 2	300594EB x 2			400001EB	400000EB	400440EB						
800i - 3 tier	300595EB x 2	300594EB x 2			400001EB	400000EB	400440EB						
1500i			300201EB		400001EB	400000EB	400440EB	400406EB	400447EB				
1750i				300199EB	400001EB	400000EB	400440EB				400453EB		400452EB
2000i				300199EB	400001EB	400000EB	400440EB			400394EB	400453EB	400396EB	400452EB
5000i				300625EB	400001EB	400000EB	400440EB			400393EB	400455EB	400439EB	400454EB

The AC10 inverter range was first introduced from June 2016.

**When ordering please supply the machine serial number**

# Replacement Fuses

**Code 410246– 230V models – 200iHP, 400, 400i, 400iPVC, 400i Dye,  
230V models requiring 2 fuses - 800, 800i 2 and 3 tier.**

**120V models – 200, 200I**

**Code 410276 - 230V models – 200, 200i, 650**

**Code 410271 - 120V models – 400,400i,400iPVC, 400i Dye**

**120V models requiring 2 fuses – 800, 800i 2 and 3 tier**

# Replacement Manuals

**Code: 822005EB Digital Manual**

**Code: 822006EB Analogue Manual**



# Arms for 650



One arm and cowl included with the 650 machine.

Upgrade your 650 to a two arm system by purchasing the second arm kit – Part Number 120197EB



# Terms & Conditions

## 1. Contract

1.1 All quotations given, orders accepted and contracts entered into by Porex International Limited ("Porex") with any person ("Purchaser") for supply of goods ("Goods"), or for services ("Services") are subject to these conditions of sale ("Conditions"). All other terms and conditions, whether expressly stipulated by the Purchaser or implied by trade custom, course of dealing or otherwise are excluded. No variation to these Conditions will be effective unless agreed in writing by an authorised representative of Porex.

1.2 No quotation, estimate or proposal issued by Porex is an offer that is capable of acceptance by the Purchaser. Any order issued by the Purchaser shall be deemed placed subject to these Conditions and shall constitute an offer that Porex may accept or reject. The contract between Porex and the Purchaser ("Contract") shall be formed at the time Porex accepts the Purchaser's order. Porex may accept the Purchaser's order by issuing an order acknowledgement or by other means, including commencing the supply of Goods or the performance of Services. No amendments to the Purchaser's order shall be valid unless agreed in writing by an authorised representative of Porex.

## 2. Order and Specifications

The Purchaser shall be responsible to Porex for ensuring the accuracy of the terms of any order, including any applicable specification, submitted by the Purchaser, and for giving to Porex any necessary information relating to the Goods or Services within a sufficient time to enable Porex to perform the Contract in accordance with its terms. The specification for the Goods or Services shall be that set out in the Purchaser's order or as otherwise agreed in writing by Porex. Should an order be cancelled by the Purchaser within 2 months of the relevant delivery date Porex reserves the right to impose a reasonable cancellation charge.

## 3. Price and Payment

3.1 The price of Goods and Services shall be the price quoted by Porex. Quoted prices shall remain valid for 30 days. Prices do not include carriage and packing which will be charged at cost plus a handling fee unless otherwise specified in writing. Express or Special Delivery at the Purchaser's request will always be at the Purchaser's expense. Prices do not include VAT.

3.2 Unless otherwise agreed in writing payment of invoices shall be made in full without any deduction or set-off within 30 days of the invoice date. Payment shall be due whether or not property in the Goods has passed. Time for payment shall be of the essence. If the Purchaser fails to pay Porex any sum due pursuant to the Contract, the Purchaser shall be liable to pay interest to Porex on such sum from the due date for payment at the annual rate of 4% above the base lending rate from time to time of The Bank of England, accruing on a daily basis until payment is made, whether before or after any judgement. Porex reserves the right to claim interest under the Late Payment of Commercial Debts (Interest) Act 1998. Porex may also, without prejudice to any other remedy suspend or cancel further supply of Goods or performance of Services whether under this or any other Contract until the Purchaser makes payment in full together with any applicable interest.

## 4. Delivery

4.1 Delivery of the Goods shall unless otherwise agreed be made by Porex delivering the Goods to the location specified in the Purchaser's order or by the Purchaser collecting the Goods at Porex's premises.

4.2 Any dates or times for delivery of Goods and performance of the Services are approximate only. Porex shall use reasonable endeavours to meet such dates or times but so long as it uses such reasonable endeavours Porex shall not be liable to the Purchaser, in contract, tort, negligence or otherwise for any loss or damage whatsoever resulting from any late delivery or performance.

4.3 Where the Goods are delivered by instalments, any breach by Porex in respect of any one or more instalments shall not entitle the Purchaser to terminate the Contract in whole or in part.

4.4 Upon receipt of the Goods the Purchaser shall examine them and shall within 48 hours of such receipt give notice in writing to Porex of any apparent defects and/or shortages. The parties will agree between themselves such further action as may be necessary to remedy the defect and/or shortage. Porex shall not be liable for any such defects and/or shortages notified to it after the period of 48 hours after receipt.

## 5. Risk and Title

5.1 Risk of damage to or loss of the Goods shall pass to the Purchaser when Porex delivers the Goods to the Purchaser or, if the Purchaser collects the Goods from Porex, when the Goods are loaded onto transport at Porex's premises.

5.2 Notwithstanding the passing of the risk, Porex shall retain title to and ownership of the Goods until it has received payment in full of all sums due for the Goods.

5.3 Until title in the Goods has passed to the Purchaser, the Purchaser shall be in possession of them as a bailee of the Goods for Porex and shall store the Goods, properly insured and protected, separately from any Goods belonging to the Purchaser or any third party and shall be clearly marked and identifiable as being Porex's property. Porex shall be entitled to enter the Purchaser's premises upon reasonable notice to verify the Purchaser's compliance with this clause. If the Purchaser fails to make any payments to Porex when due, or any of the circumstances set out in Clause 8.2 arise, then Porex will have the right, without prejudice to any other remedies:

5.3.1 to enter, without prior notice, any premises where Goods owned by Porex may be, and to repossess and dispose of any such Goods; and/or

5.3.2 to require the Purchaser not to resell or part with possession of any Goods owned by Porex until the Purchaser has paid in full all sums due to Porex under this or any other Contract.

5.4 The Purchaser shall not be entitled to pledge or in any way charge by way of security for any indebtedness any of the Goods which remain the property of Porex and if the Purchaser does so all monies owing by the Purchaser to Porex shall (without prejudice to any other right or remedy of Porex) forthwith become due and payable.

## 6. Warranty & Liability

6.1 Goods manufactured by Porex : Porex warrants that the Goods manufactured by it will be free from defects in materials and workmanship for a period of 12 months from the date of installation or 15 months from the date of despatch from Porex's premises, whichever period expires earlier. Exceptions : Spare parts including replacement filters : 3 months from installation or 4 months from despatch Used and ex-demonstration equipment: 3 months from installation or 4 months from despatch In the case of any breach of warranty then Porex shall at its option remedy such defects or refund such sums as the Purchaser has paid to Porex in respect of such Goods. Porex shall be under no liability under the above warranties:

6.1.1 arising from any drawing, design or specification supplied by the Purchaser;

6.1.2 arising from improper installation, storage, use, modification or operation including but not limited to the use of consumable items not approved by Porex;

6.2 Goods manufactured by third parties : Porex will use its best endeavours to obtain for the purchaser the benefit of any warranty provided by the original manufacturer of the Goods. Repair or replacement, in whole or in part, of Goods which fail due to faulty manufacture is available from the original manufacturer under its warranty. Porex must be consulted to approve the return of Goods for replacement or repair under the original manufacturer's warranty.

6.3 All replacement items will be charged at the point of despatch. Provided the original items are received back at Porex within 28 days from the date upon which the Returns Authorisation Number is issued and Porex agree following testing / inspection that these are defective, a credit note will be issued.

6.4 Services : Porex warrants that it will carry out the Services with reasonable care and skill. If Porex is shown to be in breach of this warranty in respect of particular Services it shall at its option and cost either re-provide those Services or refund any sums already paid in respect of those Services.

6.5 Porex does not exclude or limit its liability in negligence for death or personal injury, or for fraud or wilful default, or otherwise to the extent that any exclusion or limitation of its liability is void, prohibited or unenforceable by law.

6.6 Subject to Clauses 6.1 - 6.5, all representations, warranties and conditions implied by trade custom, course of dealing, statute, common law or otherwise are excluded to the fullest extent permitted by law.

6.7 Subject to Clause 6.5, in no circumstances shall Porex be liable to the Purchaser, in contract, tort, negligence or otherwise, for any incidental or consequential loss including, without limitation, any loss of profit, business, revenue, goodwill or anticipated savings or for any special, exemplary or consequential damages or other financial loss whatsoever arising out of or in connection with the Contract or the supply of the Goods or Services or their use or resale (if applicable) by the Purchaser.

6.8 If notwithstanding the provisions of these Conditions Porex is found liable for any loss suffered by the Purchaser arising in any way out of or in connection with the Contract or the supply of any Goods or Services, that liability shall in no event exceed the price paid for such Goods or Services.

6.9 The parties hereby confirm that notwithstanding any other provision of the Contract or these Conditions, the Contract shall not and shall not purport to confer on any third party the right to enforce any term of the Contract for the purposes of the Contracts (Rights of Third Parties) Act 1999.

6.10 Porex and third party Software

6.10.1 Software is licensed (or sublicensed, in case of third party Software) by Porex to the Purchaser.

6.10.2 Porex warrants that the media on which the Software is recorded is free from defects in material and workmanship under normal use for a period of thirty days from the date of despatch.

6.10.3 Porex warrants that any Porex Software will perform in substantial compliance with the specification for a period of 90 days from installation.

6.10.4 Porex warrants that any third party Software will perform in substantial compliance with the Software documentation issued by the original manufacturer of the Software and for the period specified therein.

6.10.5 Porex (and, where applicable, the original manufacturer of the Software) do not warrant that the functions contained in the Software will meet Purchaser's requirements or operate in the combination that may be selected for use by Purchaser, that the operation of the Software will be uninterrupted or error-free or that all defects in the Software will be corrected.

6.10.6 The entire liability of Porex (and, where applicable, of the original manufacturer of the Software) shall be, at Porex's option, either :

(a) Return of all sums paid by the Purchaser for the Software, or

(b) Replacement of the Software or media that does not meet Porex or the original manufacturer limited warranty and which is returned to Porex under its return policy.

6.10.7 Any replacement Software or media will be warranted for the remainder of the original warranty period or 30 days, whichever is longer.

## 7. Force Majeure

Porex shall not be deemed in breach of the Contract or otherwise liable to the Purchaser, by reason of any delay in performance, or non-performance of its obligations under the Contract to the extent that such delay or non-performance is caused by an event or circumstance beyond Porex's reasonable control. In such events Porex may, without liability to the Customer, reasonably vary the terms of the Contract including but not limited to extending the time for performing the contract by a period of at least equal to the time lost due to such an event.

## 8. Termination

8.1 Porex may at any time by notice in writing to the Purchaser terminate the Contract with effect from the date of service of such notice if:

8.1.1 The Purchaser commits a material breach of the Contract and fails to remedy such breach within 14 days after Porex has given written notice to the Purchaser identifying the breach and requiring it to be remedied; or

8.1.2 The Purchaser is unable to pay its debts as they fall due within the meaning of Section 123 of the Insolvency Act 1986 or if any petition is presented for the appointment of an administrator or receiver or trustee in bankruptcy in respect of the Purchaser or any part of its undertaking or assets or an administrative receiver is appointed in respect of any of the Purchaser's undertaking or assets or if the Purchaser makes or attempts to make any arrangement with or for the benefit of its creditors or if the Purchaser ceases or threatens to cease to carry on business.

## 9. Miscellaneous

9.1 The expressions "in writing" and "written" include fax transmission. Porex shall be entitled to sub-contract any or all of its obligations under the Contract and to assign the Contract and the Customer shall at Porex's cost do all such things as may be necessary to enable Porex to so assign the Contract. Any failure or neglect by Porex to enforce at any time any provision of the Contract shall not be construed nor deemed to be a waiver of any of Porex's rights under the Contract. The Contract shall be governed by and construed in accordance with English law and the parties hereby submit to the exclusive jurisdiction of the English courts in relation to any claim or controversy arising out of or connected with the Contract.

9.2 New Accounts : Credit accounts cannot be opened under the minimum amount in operation at the time of placing the order. Customer's wishing to open a credit account must furnish two trade references and a Bank reference.

9.3 Specification Alterations : Porex reserves the right to alter the specification of any goods without prior reference to the Purchaser provided that the goods comply in all other known respects with the Purchaser's requirements.

9.4 Trade-Marks / Patents : The supply of goods by Porex shall not confer any right upon the Purchaser to use any Porex trade-mark without prior written consent of Porex and at all times such trade-mark shall remain the property of Porex. Neither does it imply any right to use any Porex patent or any indemnity against infringement of third party patents.

9.5 Catalogues : Catalogues and other advertising matter are issued to indicate the type and range of goods we offer and no particulars therein are binding to Porex.





# Design your Machine

Machine Part Number

Prefilter Part Number

Main Filter Part Number

Connection Kit Part Number

Power Cable Part Number

Interface Part Number



# Design your Machine

Machine Part Number

Prefilter Part Number

Main Filter Part Number

Connection Kit Part Number

Power Cable Part Number

Interface Part Number



# Other Brochures in the Purex Range



**The Analogue Range**

**The Accessories for use with Purex Systems**

**Coming very soon -**

**The iFume Orange – For Hand & Machine Soldering**

**The iFume Red – For Laser Coding & Marking**

**The iFume Green – For Laser Engraving**

**The iFume Violet – For Coating and Dispensing**

# "The Future of Fume Extraction"

## Purex Inc

2246 Palmer Drive, suite 108  
Schaumburg, IL 60173 USA

**Toll Free #** 866-360-5675

**Office #** 847-358-5203

**E:** sales@purexinc.com

**W:** www.purexinc.com

**Registered Office.** Purex International Ltd. QWP House, Capitol Park, Thorne,  
Doncaster DN8 5TX. **Registered No.** 5136616 England.  
**VAT No.** GB842 5025 49 • **WEEE Producer Registration Number:** WEE/CE0067TX

Distributed by...

## EasyBraid

11543 K-Tel Drive  
Minnetonka, MN 55343

E: Service@EasyBraidCo.com

W: www.EasyBraidCo.com

 **PUREX**  
FUME EXTRACTION SYSTEMS

